


E. SCHNOPP.  
POCKET-BOOK FASTENING.


No. 180,938.

Patented Aug. 8, 1876.

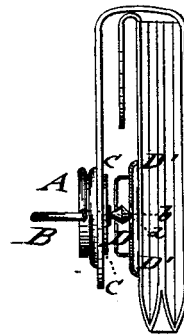
*Fig: 1.*



*Fig: 2.*



*Fig: 3.*



WITNESSES:

*Chas. Nida*  
*John Goethals.*

INVENTOR:

*E. Schnopp*  
BY *Munn*  
ATTORNEYS.

# UNITED STATES PATENT OFFICE.

ERNST SCHNOPP, OF EAST NEW YORK, N. Y.

## IMPROVEMENT IN POCKET-BOOK FASTENINGS.

Specification forming part of Letters Patent No. **180,938**, dated August 8, 1876; application filed June 30, 1876.

*To all whom it may concern:*

Be it known that I, ERNST SCHNOPP, of East New York, in the county of Kings and State of New York, have invented a new and Improved Pocket-Book Fastening, of which the following is a specification:

In the accompanying drawing, Figure 1 represents a front view of my pocket-book and lock, showing it in closed position. Fig. 2 is a front view of the same in open position; Fig. 3, a vertical transverse section of the lock.

Similar letters of reference indicate corresponding parts.

The invention has reference to a neat and simple pocket-book lock, that works with great facility and convenience; and it consists of a face-plate with swinging handle or bail applied to the closing-flap of the pocket-book, and having a center knob or button at the under side of the same, that enters a centrally-perforated radial spring-plate for closing the lock, the button being released by pulling at the face-handle.

In the drawing, A represents the face-plate of my improved pocket-book lock, which face-plate carries a semicircular pivoted handle or bail, B, that swings down on the face-plate, to be seated on the same when not required, and into outward position at right angle thereto, against shoulders or stops of the face-plate. The face-plate A is secured to the closing-flap of the pocket-book by being applied by means of bent hooks *a* to a recessed plate, C, at the under side of the flap. The plate C carries a central button or knob, *b*, that is tapered or

rounded off from the shank to the largest part, and from that point to the end, for the purpose of entering and leaving easily a radially-slotted spring-plate, D, secured to a base-plate, D', of the body of the pocket-book. The radial spring-plate D and base-plate D' have center perforations *d*, of less width than the diameter of the button at its largest or most bulging part, so as to bind on and provide space for the button sufficiently to retain it in locked position. The lock is closed by merely pressing the face-plate down so that the button is forced through the perforation of the spring-plate, and retained by the radial sections of the same. For opening the lock the face-handle is taken hold of, and the button released by the giving of the radial-spring parts the conical shape of the button, facilitating the opening and closing of the lock.

The lock is readily operated, simple in construction, and of neat and compact appearance.

Having thus described my invention, what I claim as new, and desire to secure by Letters Patent, is—

A pocket-book lock, composed of a face-plate with swinging operating-handle, and central tapering button at the under side of flap, in combination with a radially-slotted and centrally-perforated spring-plate, substantially as and for the purpose specified.

ERNST SCHNOPP.

Witnesses:

PAUL GOEPEL,  
T. B. MOSHER.