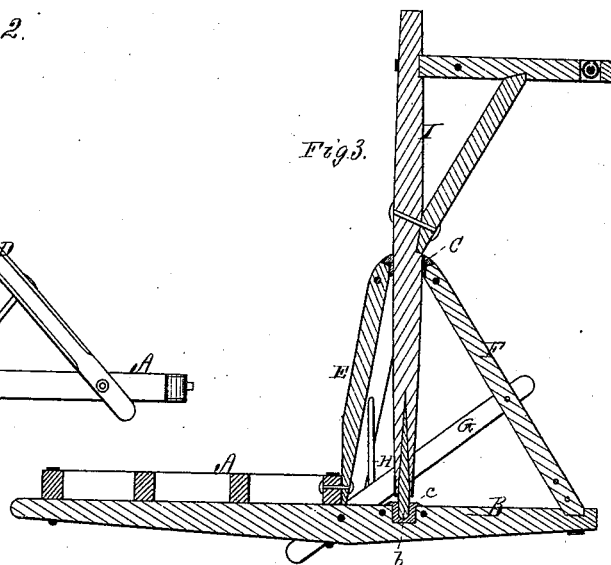
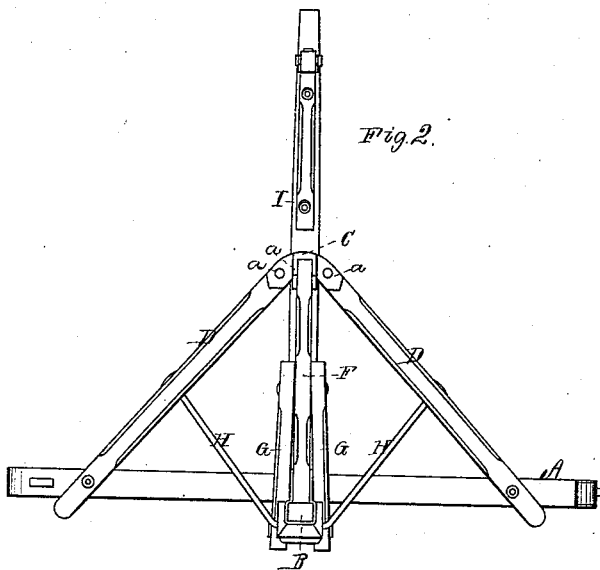
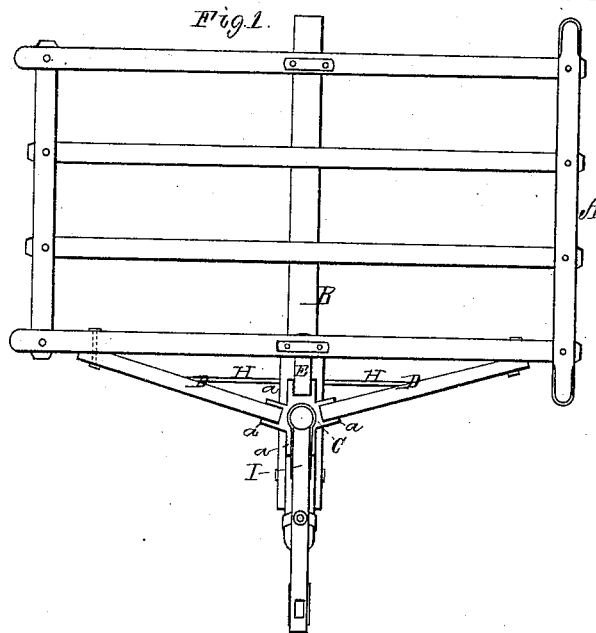


G. H. SMITH.

ATTACHING DERRICKS TO WAGON-BEDS.

No. 181,217.

Patented Aug. 15, 1876.



Witnesses.  
S. W. Piper  
L. W. Miller

George H. Smith  
by his attorney  
R. H. Lucy.

# UNITED STATES PATENT OFFICE.

GEORGE H. SMITH, OF NORTH KINGSTON, (NEAR WICKFORD,) RHODE ISLAND.

## IMPROVEMENT IN ATTACHING DERRICKS TO WAGON-BEDS.

Specification forming part of Letters Patent No. **181,217**, dated August 15, 1876; application filed July 12, 1876.

*To all whom it may concern:*

Be it known that I, GEORGE H. SMITH, of North Kingston, (near Wickford,) of the State of Rhode Island, have invented a new and useful Improvement in Wagons; and do hereby declare the same to be fully described in the following specification and represented in the accompanying drawings, of which—

Figure 1 is a top view, Fig. 2 a front elevation, and Fig. 3 a transverse section, of a wagon-bed with my invention.

In carrying out my said invention, I apply or fix to a common wagon-bed a rotary crane and its supporting devices, as hereinafter explained—that is to say, I fix to the under side of the wagon body or bed A a timber or strut, B, to extend across and underneath the bed, and beyond it on one side, in manner as represented. Over this timber I arrange a perforated spider, C, provided with a series or four pairs of ears, *a a*, arranged as shown. To the said ears four braces, D D E E, are bolted and inclined downward, the two longer ones, D D, and the shorter intermediate one, E, being bolted to the wagon-bed. The outer one, F, stops upon and is fastened to the strut near its outer end. From the middle of the said brace F I extend two ties, G G, downward, in manner as shown, to the strut B, and bolt them thereto.

A rod, H, may be projected from each of the braces D down to the strut B, in manner as represented. A crane, I, constructed as shown, passes through the spider, and has its pivot, *b*, supported in a step, *c*, fixed on the strut.

A wagon-bed provided with such appliances can, with great advantage, be loaded or discharged of a load by means of the crane and a tackle duly applied thereto. The crane and its supporting devices in no respect interfere with the wheels.

I claim—

1. The combination of the strut B, and the spider C, and its supporting-braces D D E E, with the wagon body or bed A, all being arranged as set forth.

2. The combination of the strut B, spider C, supporting-braces D D E E, and the ties G G with the wagon-bed A, all being arranged as represented.

3. The combination of the crane I with the strut B, and the spider C, and its braces D D E E, applied to the wagon-bed A, as set forth.

GEORGE H. SMITH.

Witnesses:

THOMAS G. LAWTER,  
LEEMAN WARDSWORTH.