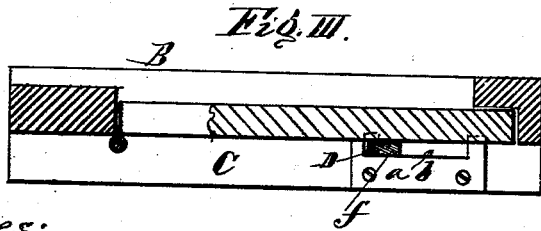
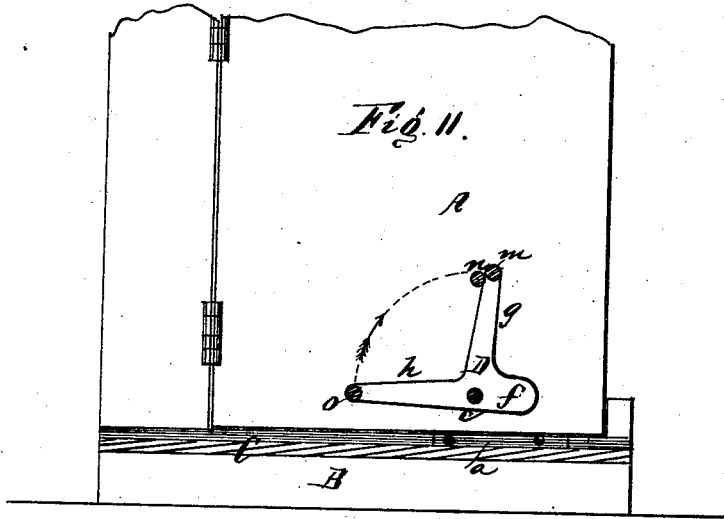
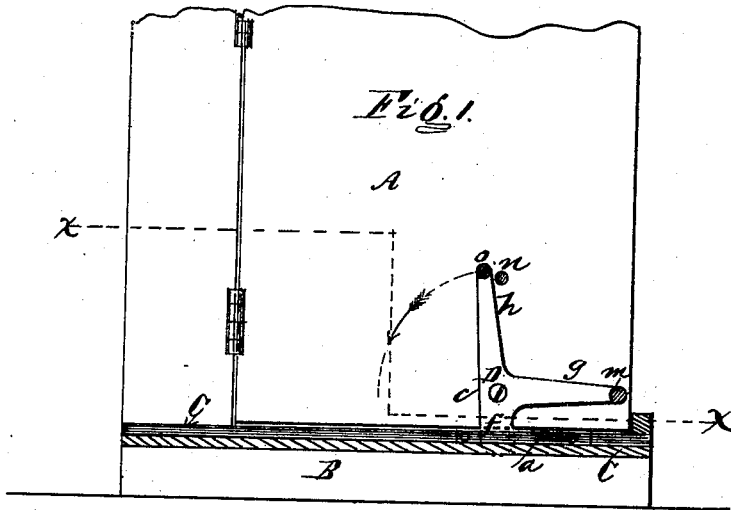


J. D. KING.
DOOR-FASTENER.

No. 181,271.

Patented Aug. 22, 1876.



Witnesses:
J. Barritt.
Richard A. King

Inventor:
Jacob D. King.
Per: Henry C. Linn
his Atty.

UNITED STATES PATENT OFFICE.

JACOB D. KING, OF FORT WAYNE, INDIANA.

IMPROVEMENT IN DOOR-FASTENERS.

Specification forming part of Letters Patent No. 181,271, dated August 22, 1876; application filed July 28, 1876.

To all whom it may concern:

Be it known that I, JACOB D. KING, of Fort Wayne, Allen county, State of Indiana, have invented a new and useful Improvement in Door-Fasteners, of which the following is a specification:

This invention relates to and consists in an adjustable three-armed catch or fastening, operated by the foot, by means of which a door is securely held to its frame in such a manner that it is impossible to open the door by intruders from the outside, and as will be hereinafter more fully explained and definitely claimed.

The invention will be readily understood by reference to the accompanying drawings, of which Figure I represents the front view of a door from the inside in a room, when locked or held to its frame by my improved fastener. Fig. II represents the same view of a door not locked, showing the position of my improved fastener. Fig. III is a plan sectional view on line $x x'$, Fig. I.

A is the door; B, the frame. C is the foot-board, in which is made a vertical slot, b , the top of which is protected and strengthened by a plate, d , screwed on the foot-board, and provided with a slot of the same size as that in the foot-board. To the door, above the slot b , is pivoted at c the door-catch D, which is

provided with three arms or levers, f , g , and h . The shortest arm f serves to hold the door securely to its frame by being forced down into the slot b , by placing the foot and making a downward movement on the end of the arm g , which has a rest for the foot at m . When the door is locked the arm g will be parallel with the foot-board, and the arm h will be vertically resting with its end against the pins n in the door.

When it is desired to unlock the door the foot is placed over the end of the arm h , which is provided with a rest at o for this purpose, and by making a downward movement with the foot the arm h is placed parallel with the foot-board, placing also the arm f in the same position of the slot b .

Having thus described my invention, I desire to claim—

The door-fastener D, provided with the arms f , g , and h , and pivoted to a door at c , in combination with the door A, with the pin n , and the slot b in the foot-board C, all substantially as and for the purpose hereinbefore set forth and specified.

JACOB D. KING.

Witnesses:

JOHN BEGUE,
PHIL. B. COLERICK.