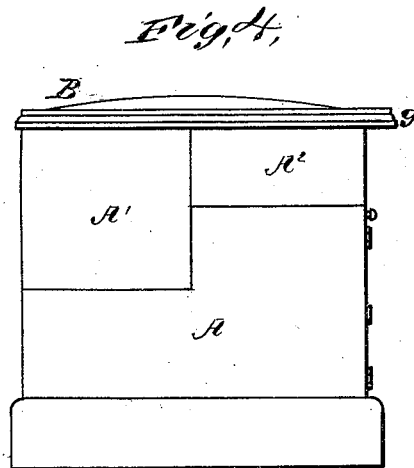
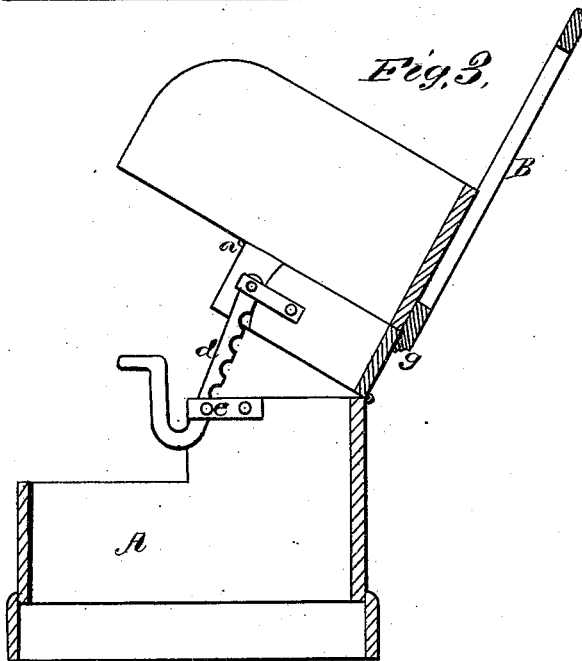
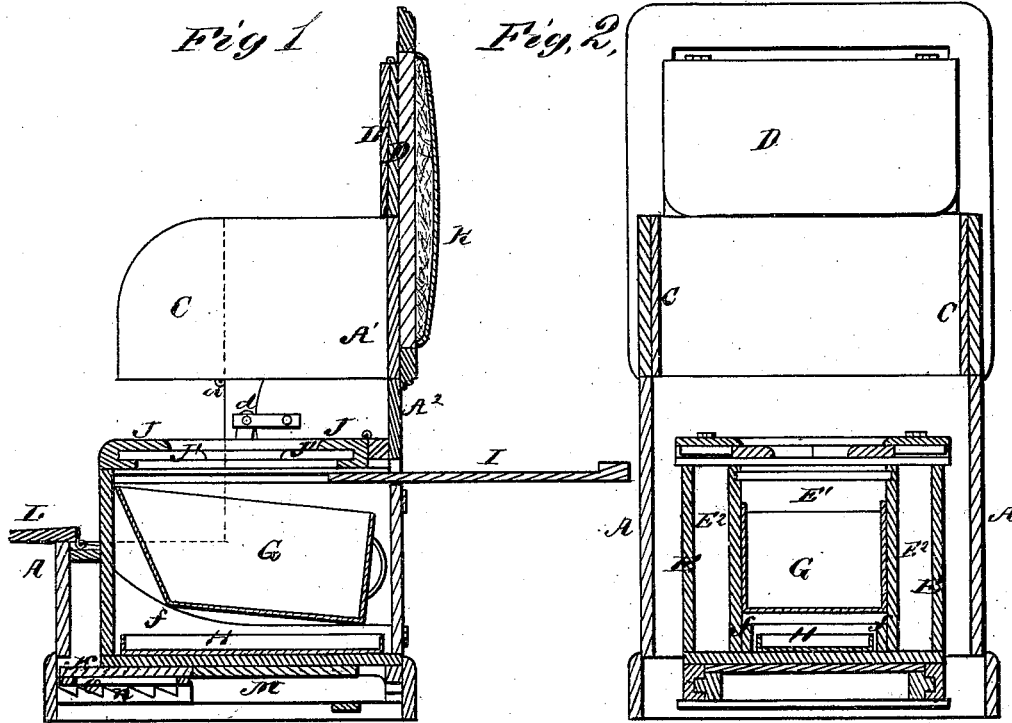


J. W. BEYRON.
EARTH CLOSETS.

No. 181,397.

Patented Aug. 22, 1876.



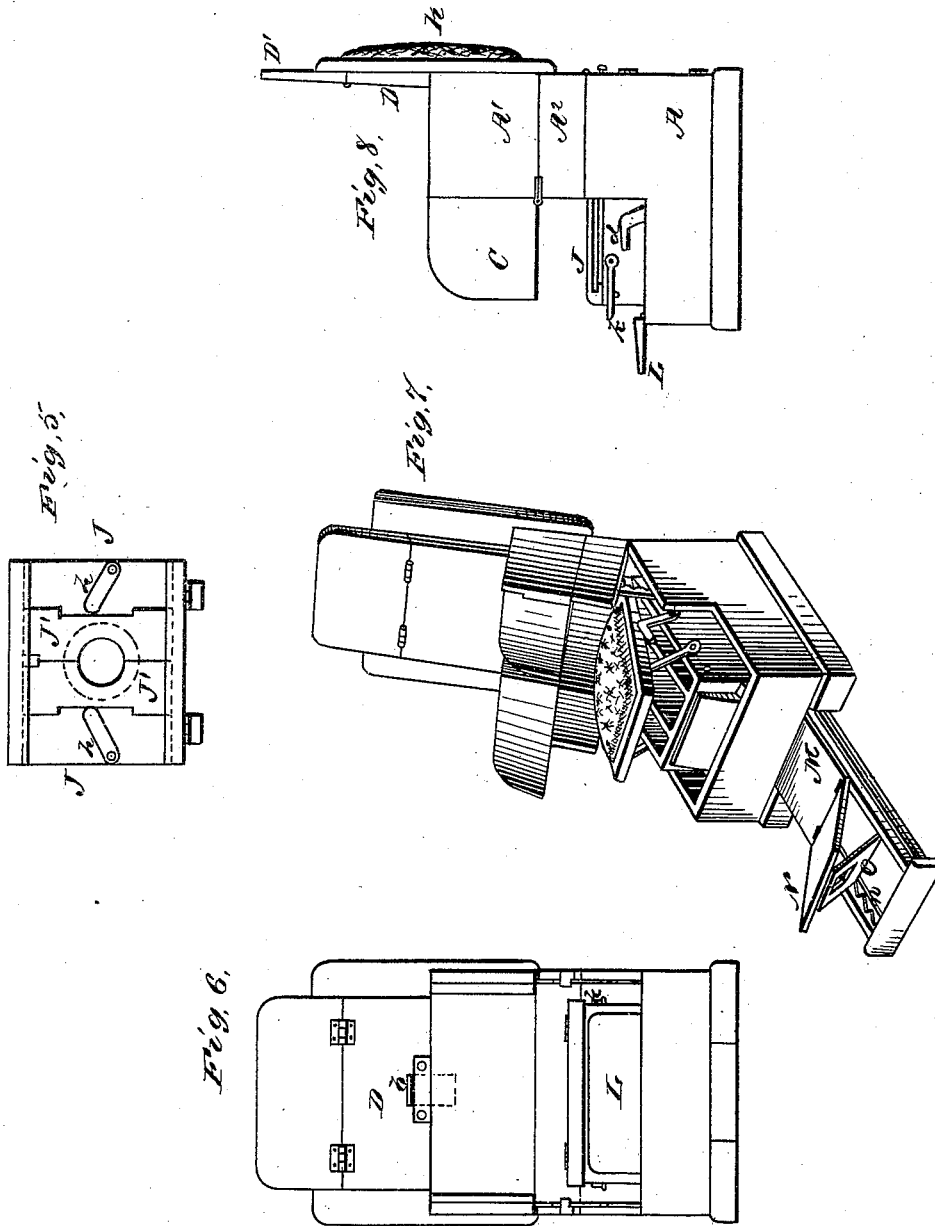
WITNESSES
E. H. Bates
John D. Acker

INVENTOR
Jacob W. Byron
Deane Smith & Co.
 ATTORNEYS

J. W. BEYRON.
EARTH CLOSETS.

No. 181,397.

Patented Aug. 22, 1876.



WITNESSES
E. H. Bates
John W. Ackes

INVENTOR
Jacob W. Byron.
Wilmore Smith & Co.
ATTORNEYS

UNITED STATES PATENT OFFICE.

JACOB W. BEYRON, OF JACKSON, OHIO.

IMPROVEMENT IN EARTH-CLOSETS.

Specification forming part of Letters Patent No. **181,397**, dated August 22, 1876; application filed May 13, 1876.

To all whom it may concern:

Be it known that I, JACOB W. BEYRON, of Jackson, in the county of Jackson and State of Ohio, have invented a new and valuable Improvement in Earth-Closets; and I do hereby declare that the following is a full, clear, and exact description of the construction and operation of the same, reference being had to the annexed drawings, making a part of this specification, and to the letters and figures of reference marked thereon.

Figure 1 of the drawings is a representation of a longitudinal vertical section of my earth-closet, and Fig. 2 is a transverse vertical sectional view of same. Fig. 3 is also a longitudinal vertical section thereof. Fig. 4 is a side view of my closet closed. Fig. 5 is a bottom view of the seat. Fig. 6 is a front view of the closet. Fig. 7 is a perspective view thereof, and Fig. 8 is a side view of the same.

The nature of my invention consists in the construction and arrangement of a combined ottoman, easy-chair, and earth-closet, as will be hereinafter more fully set forth.

In the annexed drawings, A represents the case of any desired dimensions, which may be mounted on casters, and is provided with a hinged lid, B. The front of the case A is divided horizontally at or near the center, such division extending around one-half of each side, and the frame thus made hinged at *a*, so as to be thrown over backward, when the lid is opened, and form a part of the back for the easy-chair, and to this portion are attached upholstered side arms C C. When the part A¹ is thus thrown back the lid B is held thereto to form a continuation of the back by means of a latch, *b*, arranged in an upholstered cushion, D, attached to the under side of the lid. To the cushion D is hinged another cushion, D', to be turned upward, and extend the back still farther.

The back part of the case A, at the top, is also made as a separate frame, A², hinged at the back, and having the frame A¹ hinged to it at its front ends. The frame A² is held down and adjusted by means of two rack-bars, *d d*, and stops *e e*, so that the entire back, when fastened together, as above described, can be adjusted at any angle desired for an easy-chair.

Within the case A is a box, E, divided into a center compartment, E¹, and two side com-

partments, E² E², the latter of which are to contain the earth. In the center compartment E¹ is the pan G resting upon side slats *f f*, and underneath the same is a pan, H, to contain a deodorizer when required. I is a sliding lid over the center compartment.

The box E is provided with the hinged seat J of usual construction. On the under side thereof are two slides, J' J', suitably cut out, by which means the hole can be reduced in size when required, the slides being then held in place by pivoted latches *h h*.

When used as an easy-chair, the seat J may be raised at an angle and supported upon pivoted arms *k k*. A cushion, K, is then placed on the seat. This cushion is otherwise held by catches in an aperture in the lid B of the outside case, so that when closed up entirely the case will form an ottoman.

On the front of the inside box is hinged a foot-board, L, to be used by children. For larger persons there is a slide, M, in the bottom of the outside case, on which is a hinged foot-rest, N, held at any angle desired by means of a hinged support, O, and stops *n*, as shown.

The pan H is removed, when required, through a door in the back of the case A. This device thus forms not only an earth-closet for sick-rooms, but also an easy or reclining chair, and an ottoman. *g* is an extension of the lid B, designed to form a stay to the lid when thrown back.

What I claim as new, and desire to secure by Letters Patent, is—

1. The combination of the case A, with hinged frames A¹ A², hinged lid B, side pieces C C, cushions D D', and rack-bars *d d*, and constructed as and for the purposes set forth.

2. The combination, with the exterior case A, of the interior box E, divided into compartments, as described, the adjustable seat J, with slides J' J', and the pans H G, all as and for the purpose set forth.

3. The slide M, with adjustable foot-rests N, arranged in combination with the case A, for the purposes set forth.

In testimony that I claim the above I have hereunto subscribed my name in the presence of two witnesses.

JACOB WM. BEYRON.

Witnesses:

IRVINE DUNGAN,
D. H. VARIAN.