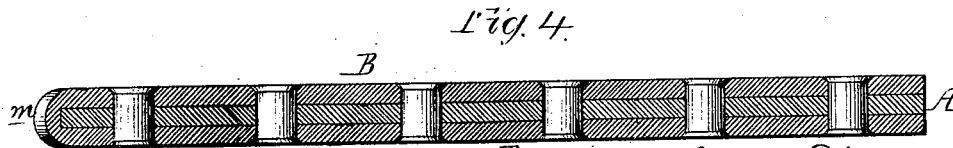
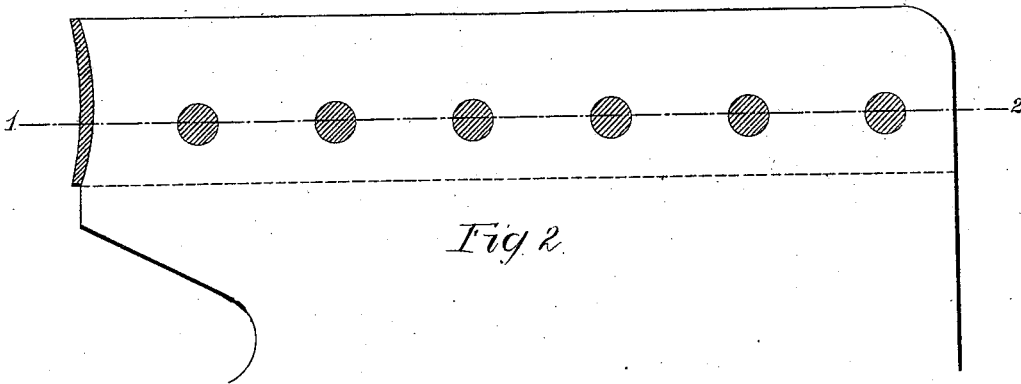
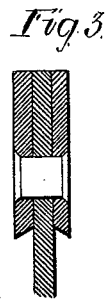
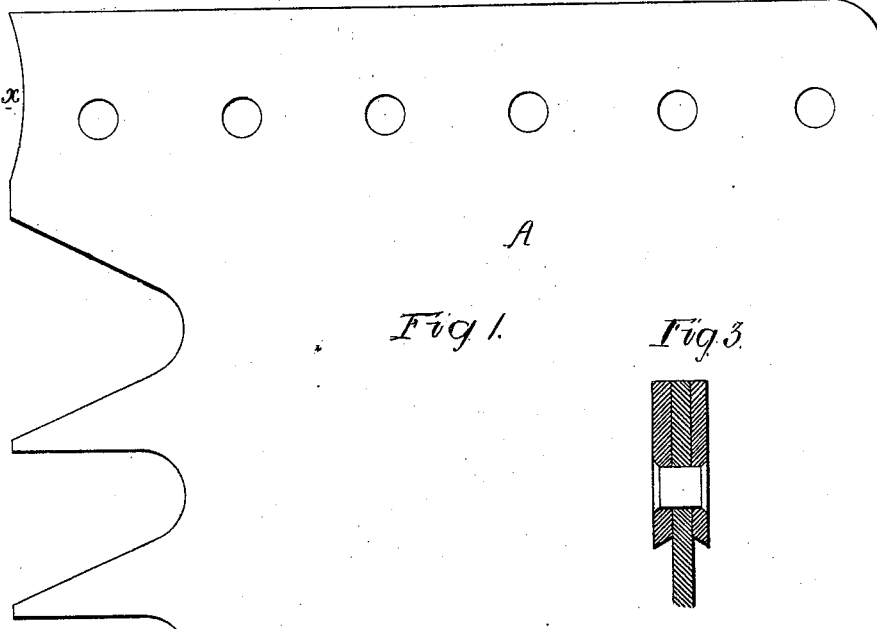
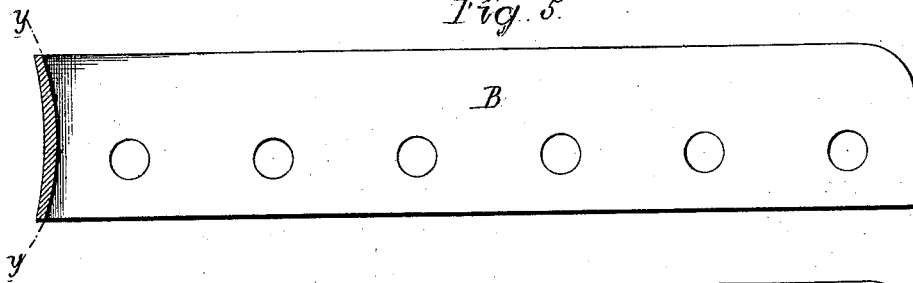


H. DISSTON.  
 TABS FOR GANG-SAWS.

No. 181,421.

Patented Aug. 22, 1876.



Witnesses *Ellwood G. Deetz*  
*Harry Smith*

*Henry Disston*  
 by his Attorneys  
*Houston and*

# UNITED STATES PATENT OFFICE.

HENRY DISSTON, OF PHILADELPHIA, PENNSYLVANIA.

## IMPROVEMENT IN TABS FOR GANG-SAWS.

Specification forming part of Letters Patent No. **181,421**, dated August 22, 1876; application filed July 10, 1876.

*To all whom it may concern:*

Be it known that I, HENRY DISSTON, of Philadelphia, Pennsylvania, have invented an Improvement in Tabs for Gang Saws, of which the following is a specification:

The object of my invention is the secure attachment to a mill-saw blade of the tabs which are seized by the hooks or stirrups appertaining to saws of this class.

In the accompanying drawing, Figure 1 represents the upper portion of a mill-saw blade as it appears when prepared for attachment of the improved tab; Fig. 2, the same with the tab attached; Fig. 3, a transverse section; Fig. 4, a sectional plan on the line 1 2, and Fig. 5 a sectional view of the tab detached from the blade.

The blade is of the usual construction, with this exception, that a concave recess, *x*, is formed in the front or toothed edge of the blade, both at the upper and lower end of the same. The tab *B* consists of a single strip of steel, bent in the middle at *m*, so as to embrace and fit accurately to the blade to which the tab is riveted. At the point where the tab is bent it is made convex on the inside, as indicated by the line *y y* in Fig. 4, and this convex portion of the tab is arranged to fit snugly in the above-mentioned concave recess *x* of

the blade. Tabs as usually attached to saw-blades rely upon the rivets as mediums for resisting the strains to which they are subjected; but the tearing of the tabs from the blades in spite of the rivets is a common occurrence. The greatest tensile strain is exerted on mill-saw blades at the front or toothed edge of the same, and it is for the purpose of resisting this strain that the convex portion *y* of the tab is adapted to the recess *x* of the blade, both at the upper and lower end of the same. The rivets are consequently relieved from a great portion of the strain, and the tab is most securely fastened to the blade where the latter is subjected to the greatest resistance.

I claim as my invention—

The within-described tab, composed of a strip of steel, bent as described, and having at the bend a convex portion, *y*, adapted to a recess, *x*, in the blade, as set forth.

In testimony whereof I have signed my name to this specification in the presence of two subscribing witnesses.

HENRY DISSTON.

Witnesses:

GEO. S. GANDY,  
A. H. SHOEMAKER.