
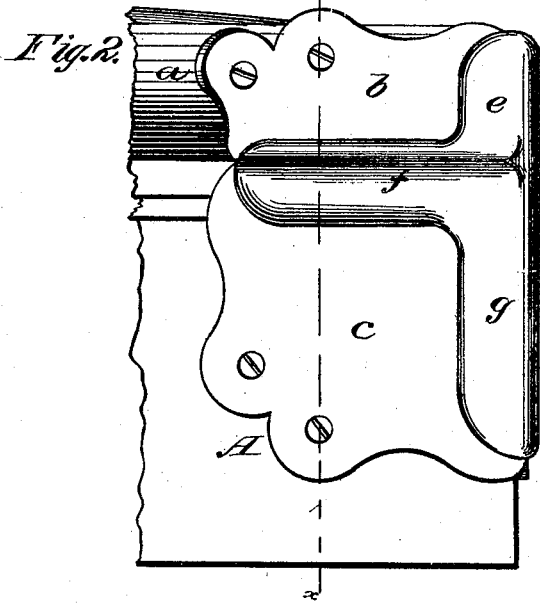
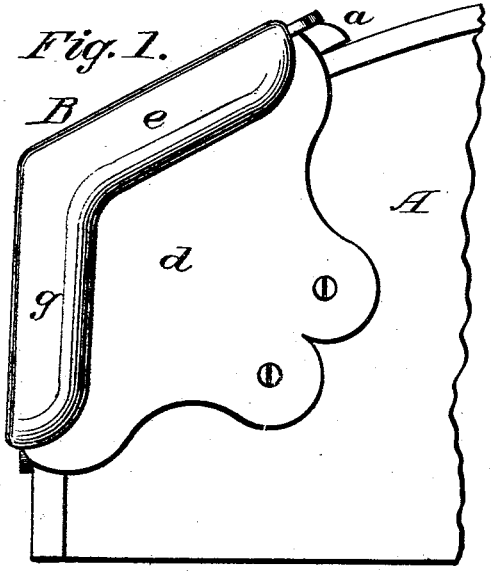


C. T. WILT.  
TRUNK CORNER PROTECTOR.

No. 181,612.

Patented Aug. 29, 1876.



Witnesses:  
W. Bond -  
C. T. Bond

Inventor:  
Chas. T. Wilt  
Per: Wilt & Bond Attorneys.

# UNITED STATES PATENT OFFICE.

CHARLES T. WILT, OF CHICAGO, ILLINOIS.

## IMPROVEMENT IN TRUNK-CORNER PROTECTORS.

Specification forming part of Letters Patent No. **181,612**, dated August 29, 1876; application filed February 21, 1876.

*To all whom it may concern:*

Be it known that I, CHARLES T. WILT, of the city of Chicago, Cook county, State of Illinois, have invented new and useful Improvements in Protectors for the Corners of Trunk-Covers, of which the following is a full description, reference being had to the accompanying drawings, in which—

Figure 1 is an end view of a trunk-cover with one of my protectors applied; Fig. 2, a front view of the same; Fig. 3, a section at *x* of Fig 2, showing the form of the corners on the inside, not showing the trunk-cover.

The nature of my invention consists in the construction and arrangement of a corner-protector for trunk-covers, composed of three wings to fit the front, top, and side of the cover, and with raised projections following the angles of the protector, as will be hereinafter more fully set forth.

In the annexed drawings, A represents the cover of a "swelled-top" trunk, upon which, as usual, are secured wooden strips *a* at the top, along the front edge, and also along the top at the back side. B represents the corner-protector, formed of a single piece of metal, and composed of three leaves, plates, or wings, *b*, *c*, and *d*. The wings or plates *b* and *c* are placed at such an angle to each other that they will fit, respectively, the top and front of the cover, and the wing or plate *d* connects the outer edges of the two former, and is at right angles with them, so as to fit the side of the trunk-cover. The three wings are pro-

vided with suitable holes, so as to be fastened to the trunk-cover by rivets or screws, as may be desired. Along the three corners of the protector B are formed raised projections *e f g*, as shown, each of them forming on the inner or under side an elongated recess, *i*. These recesses receive the corners of the trunk-cover, and permit the wings or leaves to be brought into close contact with the top, side, and end of the cover, even if there should be some irregularity at the corners. The recesses *i* need not necessarily extend entirely to the ends of the angles; but the corners at those points may be flat and right-angular, if desired.

The protector thus constructed strengthens the corners of the trunk-cover, protects the cover from blows and knocks, and, by its peculiar construction, is applicable to all the four corners of the trunk-cover.

Having thus fully described my invention, what I claim as new, and desire to secure by Letters Patent, is—

A trunk-corner protector having the wings *b*, *c*, and *d*, the two former at an obtuse angle to each other, and the latter at right angles to the wings *b c*, and the corners or angles of the protector provided with the concavo-convex bosses or projections *e f g*, substantially as and for the purposes herein set forth.

CHAS. T. WILT.

Witnesses:

E. A. WEST,  
O. W. BOND.