

S. N. CEDARLAND.  
PLOWS.

No. 181,640.

Patented Aug. 29, 1876.

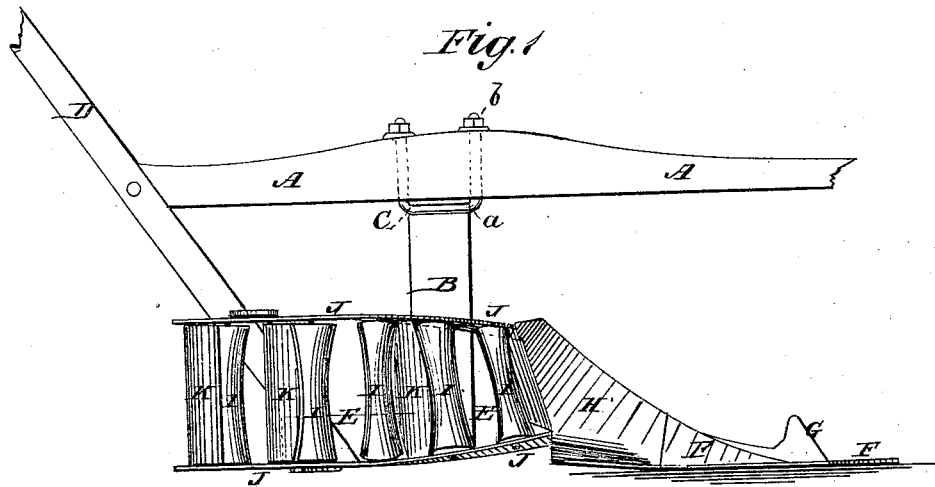


Fig. 2.

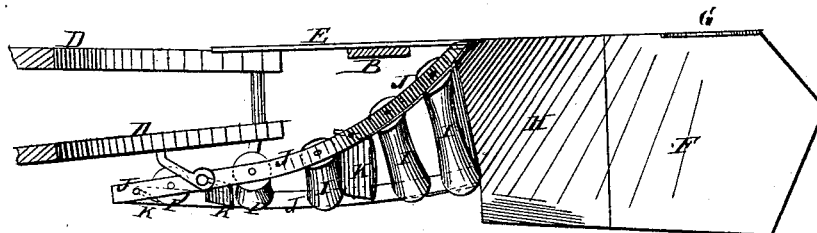
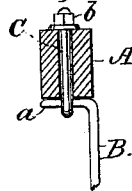


Fig. 3.



WITNESSES:

*John Goethals*  
*Alex F. Roberts*

INVENTOR:

*S. N. Cedarland*

BY

*Wm. H. [Signature]*

ATTORNEYS.

# UNITED STATES PATENT OFFICE.

SWAN N. CEDARLAND, OF SOLOMON RAPIDS, KANSAS.

## IMPROVEMENT IN PLOWS.

Specification forming part of Letters Patent No. **181,640**, dated August 29, 1876; application filed May 27, 1876.

*To all whom it may concern:*

Be it known that I, SWAN N. CEDARLAND, of Solomon Rapids, Mitchell county, State of Kansas, have invented a new and Improved Plow, of which the following is a specification:

In the accompanying drawing, Figure 1 is a side view of my improved plow; and Fig. 2 is a top view of the same, the beam and the upper parts of the handles being removed.

The invention will first be described in connection with drawing, and then pointed out in the claim.

A is the beam; B, the standard, which is bent at a right angle, and its horizontal arm *a* inserted in a staple, C. The staple may be tightened or loosened by means of nuts *b*, screwed on the legs of the same, so that the plow proper may be set or adjusted laterally with reference to the beam to take more or less land, as required. The handles D D are attached in the usual way. F is the share, the forward part of which is made flat, and the forward or cutting edge angular-shaped, the point or apex of the angle being nearest

the land side, so that the resistance upon the longer side or incline will equal the resistance on the shorter side together with the resistance offered by the cutter G, which latter is a short vertically-projecting blade formed on or attached to the side of the share F. The forward edge of the same is inclined, as shown in Fig. 1, so that it may tend to draw the plow into the ground, instead of raising it, as is the tendency of the rotary cutter. The rear part of the share F inclines upward to correspond with the forward part H of the mold-board. The main part of the mold-board is formed of a number of concaved rollers, I, pivoted to the bars J, and provided with scrapers K.

What I claim is—

The flat plow-share F, having an angular front edge, and the cutter G attached to the side thereof, the point or apex of said angle being nearer the cutter than the opposite side of the share, as and for the purpose specified.

SWAN N. CEDARLAND.

Witnesses:

G. WEBB BERTRAM,  
JEFF. TOUMBEY.