

H. G. FLADGER.
STRAW-CUTTER.

No. 181,658.

Patented Aug. 29, 1876.

Fig. 1

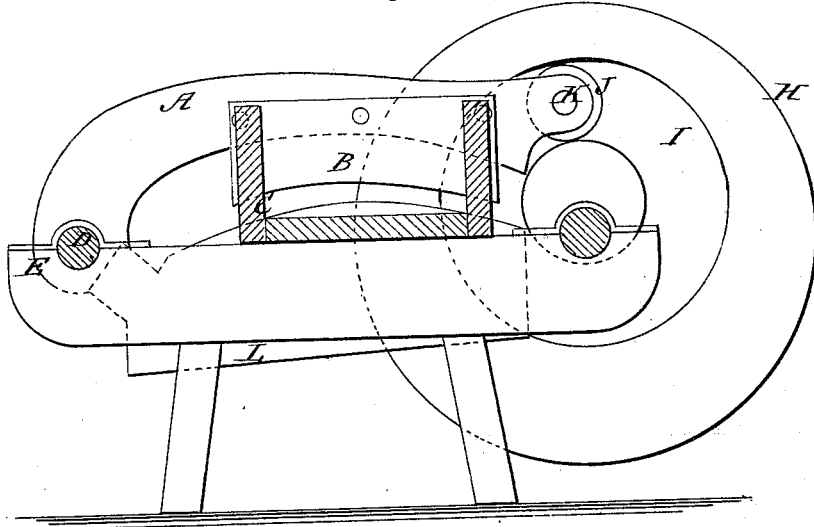
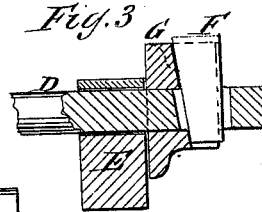
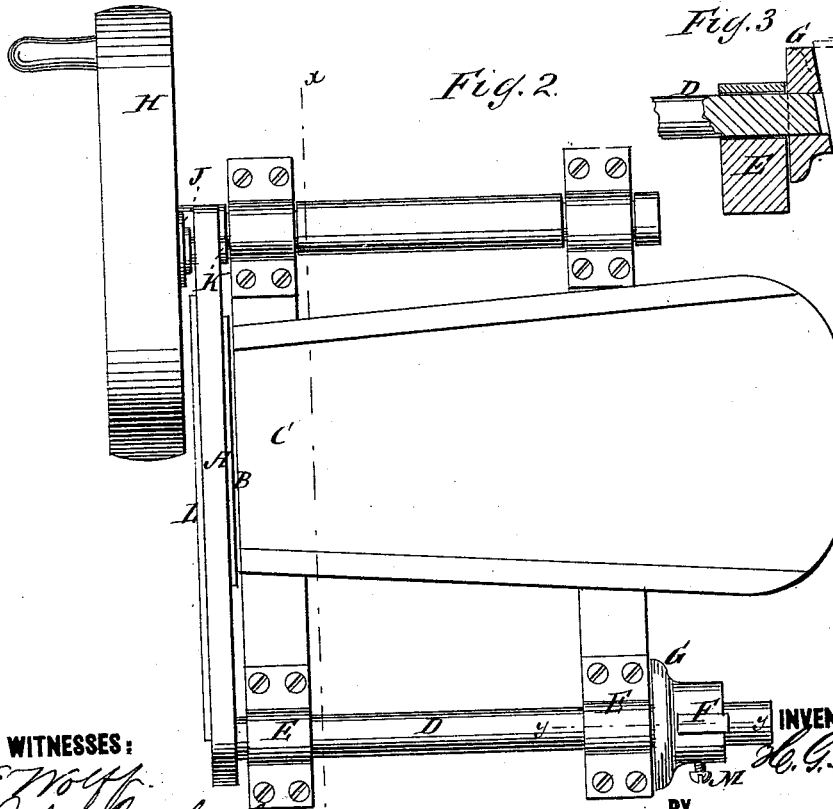


Fig. 2



WITNESSES:

E. Hoff
John G. Gathals

INVENTOR:

H. G. Fladger

BY

Munnell

ATTORNEYS.

UNITED STATES PATENT OFFICE.

HUGH G. FLADGER, OF LILESVILLE, NORTH CAROLINA.

IMPROVEMENT IN STRAW-CUTTERS.

Specification forming part of Letters Patent No. **181,658**, dated August 29, 1876; application filed June 20, 1876.

To all whom it may concern:

Be it known that I, HUGH G. FLADGER, of Lilesville, in the county of Anson and State of North Carolina, have invented a new and Improved Straw-Cutter, of which the following is a specification:

The invention will first be described in connection with drawing, and then pointed out in the claim.

Figure 1 is a transverse sectional elevation of the cutting-machine, taken on the line *xx* of Fig. 2. Fig. 2 is a plan view, and Fig. 3 is a section of the contrivance for adjusting the cutting-knife to the box.

Similar letters of reference indicate corresponding parts.

A is the lever, carrying the cutting-knife B, at the end of the box C. It is rigidly attached to one end of the shaft D, which is arranged parallel to the box C in bearings E, for keeping the knife from being pressed away from the end of the box by the straw.

F is a key in the other end of the shaft, and in a groove of a washer, G, which works

against the bearing, for holding the cutter up to the box C, and setting it up from time to time in case it wears slack. The set-screw M secures the key against working loose.

H is the balance driving-wheel, having an eccentric groove, I, in one side, in which the roller J works to operate the cutter-lever, the roller being mounted at one side of the free end of the lever on the pin K.

L is a gage-plate on the outside of the lever, which rises up in front of the box when the cutter rises, to gage the straw when it is shifted along in the box for cutting.

Having thus described my invention, I claim as new and desire to secure by Letters Patent—

The balance driving-wheel H, having the eccentric groove I, in combination with the cutter-lever A, having the roller J mounted on the side of its free end, as described.

HUGH G. FLADGER.

Witnesses:

J. M. BIRMINGHAM,
C. N. INGRAM.