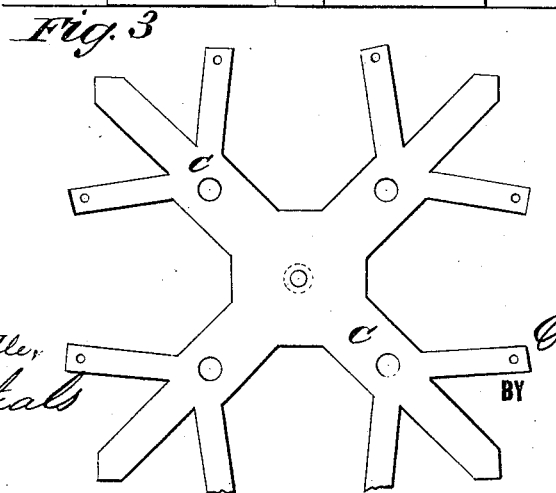
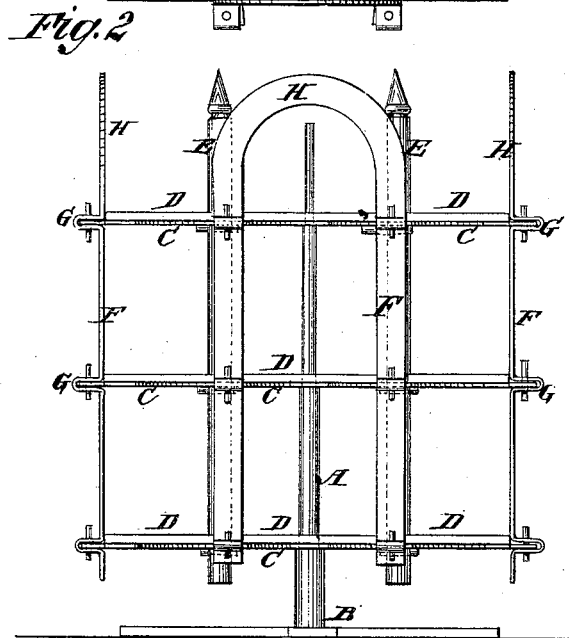
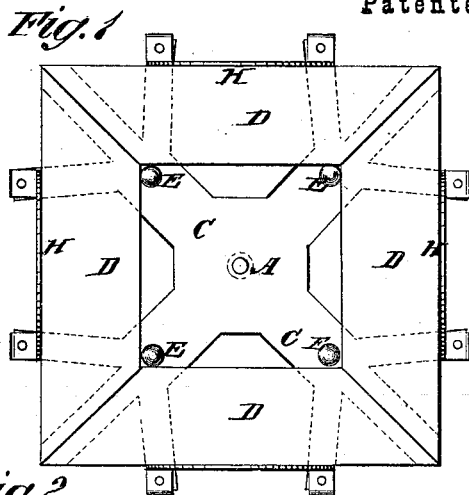


O. P. GOULD.

REVOLVING SHOW STAND.

No. 181,667.

Patented Aug. 29, 1876.



WITNESSES:

F. Mc Ardley
John Goethals

INVENTOR:

O. P. Gould

BY *Munnell*
ATTORNEYS.

UNITED STATES PATENT OFFICE.

ORANGE P. GOULD, OF LEWISBURG, PENNSYLVANIA.

IMPROVEMENT IN REVOLVING SHOW-STANDS.

Specification forming part of Letters Patent No. **181,667**, dated August 29, 1876; application filed June 20, 1876.

To all whom it may concern:

Be it known that I, ORANGE P. GOULD, of Lewisburg, in the county of Union and State of Pennsylvania, have invented a new and Improved Revolving Stand for Dry Goods, of which the following is a specification:

Figure 1 is a top view of my improved stand. Fig. 2 is a side elevation; and Fig. 3 is a plan of one of the spider-frames.

Similar letters of reference indicate corresponding parts.

A is a spindle, of any approved form, arranged on a base, B, and having three (more or less) spider-frames, C, mounted on it at suitable distances apart, for holding shelves D, on which the goods are to be placed as on the stationary shelves of a store, or in any approved way, the said frames being made of cast-iron, and arranged to revolve on shoulders of the spindle, which keep them in their respective positions. E represents the rods connecting the spider-frames together inside of the shelves D, and F the bars connecting them outside of the shelves. The rods E are preferably made round, and will, in practice,

have shoulders at the connection with the frames, on which to rest or bear.

The bars F, for connecting the arms C outside of the shelves, are preferably made thin and flat, and they connect with the arms by a loop and pin, as at G, and they extend above the top shelves, and the two bars of each side of the frame connect together by an arch, H, forming a symmetrical finish of the extension above the upper shelves, for confining the goods upon them.

The spiders are thus connected by inside rods E and outside arch-bars H F, the latter bent to form loops that receive the ends of spider-arms, so as not only to support them, but to allow a fastening-pin to be inserted.

What I claim as new is—

The combination, with spider-frames C, of the arch-bars F H, having loops at G, as and for the purpose specified.

ORANGE P. GOULD.

Witnesses:

F. O. WHITMAN,
THOS. P. WAGNER.