

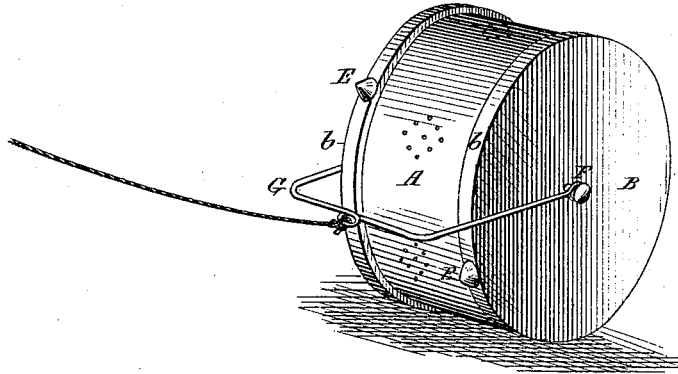
I. A. BEVIN.

BELL TOY.

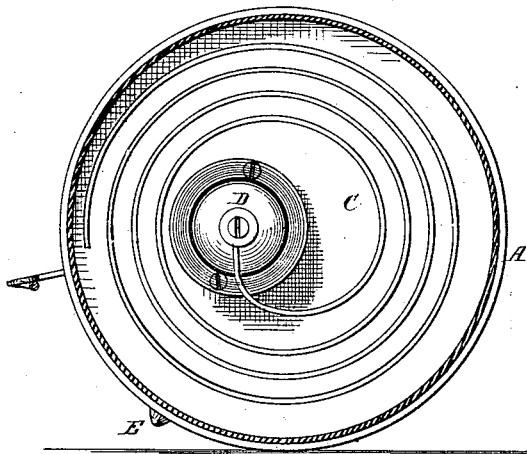
No. 181,902.

Patented Sept. 5, 1876.

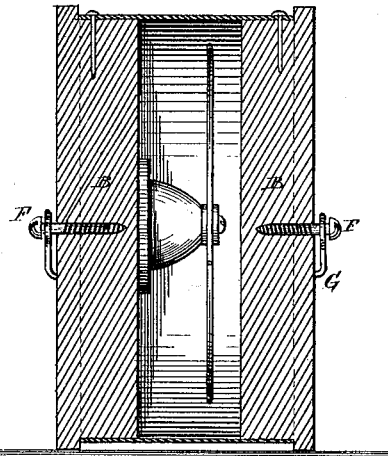
*Fig. 1.*



*Fig. 2.*



*Fig. 3.*



*Attest:*  
*W. L. Bevin*  
*J. L. Dooney*

*Inventor.*  
Isaac A. Bevin

*By James L. Norris*  
*Atty.*

# UNITED STATES PATENT OFFICE.

ISAAC A. BEVIN, OF EAST HAMPTON, CONNECTICUT.

## IMPROVEMENT IN BELL TOYS.

Specification forming part of Letters Patent No. 181,902, dated September 5, 1876; application filed June 2, 1876.

*To all whom it may concern:*

Be it known that I, ISAAC A. BEVIN, of East Hampton, in the county of Middlesex and State of Connecticut, have invented certain new and useful Improvements in Toy Bells, of which the following is a specification:

This invention relates to a new and improved toy for children; and it consists in a cylindrical or other suitably-shaped casing, constructed of any suitable material, and containing a wire gong or bell, the heads of the cylinder being provided with gudgeons at their centers, which are journaled in the ends of a bail, by means of which the cylinder or drum may be drawn along the ground, and thereby rotated, the gong being thus put in motion and caused to sound by means of its vibration.

In the drawings, Figure 1 represents a perspective view of my invention; Fig. 2, an inside view of the casing or cylinder, and Fig. 3 a sectional view.

The letter A represents a cylinder of any convenient size, and provided with the heads B B. The said cylinder and its heads may be constructed of wood, metal, or other convenient material, or partially of metal and partially of wood, as in the present instance, in which the cylinder is constructed of sheet metal and the head of wood. The letter C represents a convolute wire gong, similar to the ordinary wire clock-gong, mounted upon a metallic disk, D, which is secured to the inner side of either of the heads. The heads are preferably provided with projecting flanges *b b*, forming "treads" for the casing, and at one or more points around the periphery of the heads on said flanges are secured or formed studs or projections E E, which, at suitable

intervals during the rotation of the casing, cause the same to tip alternately from side to side, causing the gong to strike the heads, and thus increase the sound. The periphery of the cylinder is, preferably, perforated at suitable points, in order to emit the full volume of the sound; and said perforations can also be made to add to the appearance of the toy by being arranged in ornamental designs and figures. To each head, at its center, is secured or formed a gudgeon, F, and said gudgeons are journaled in the ends of a bail, G, by means of which the casing may be drawn and caused to rotate.

In the present instance I have described and shown my improved toy as consisting of a cylindrical casing, constructed with and containing a wire bell or gong; but it is evident that the casing could be constructed in other shapes, and mounted upon wheels, so as to turn therewith, instead of traveling directly over the ground without varying the nature of my invention.

What I claim, and desire to secure by Letters Patent, is—

1. The combination of the cylinder A, flanged heads B B, gong C, and bail E, the whole constructed to operate substantially as described.

2. In combination with the cylinder and gong, the studs or projections secured to the peripheries of the heads, substantially as described.

In testimony that I claim the foregoing I have hereunto set my hand in the presence of the subscribing witnesses.

ISAAC A. BEVIN.

Witnesses:

NATHL. C. SMITH,  
SARAH S. SMITH.