

S. WALKER.  
HAIR-CRIMPER.

No. 182,088.

Patented Sept. 12, 1876.

Fig. 1.

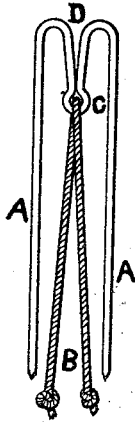


Fig. 2.

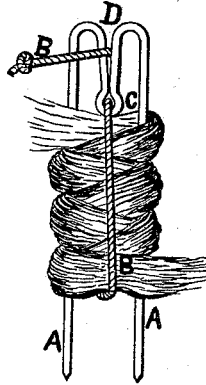
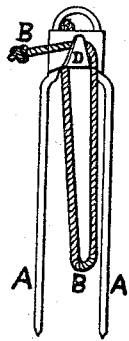


Fig. 3.



WITNESSES.

*H. S. Talbot*  
*Edward Edmunds*

INVENTOR.

*Sylvanus Walker*

# UNITED STATES PATENT OFFICE.

SYLVENUS WALKER, OF BOSTON, MASSACHUSETTS, ASSIGNOR TO DANIEL  
FOBES, OF SAME PLACE.

## IMPROVEMENT IN HAIR-CRIMPERS.

Specification forming part of Letters Patent No. 182,088, dated September 12, 1876; application filed  
June 22, 1876.

*To all whom it may concern:*

Be it known that I, SYLVENUS WALKER, of Boston, in the county of Suffolk and State of Massachusetts, have invented certain new and useful Improvements in Hair-Crimpers, of which the following is a specification:

The object of my invention is to provide a cheap, simple, durable, and convenient hair-crimping pin, upon which any desired quantity of hair may be placed and secured in a very expeditious manner. However much the same may vary in quantity, it is adjusted and held securely in place while being crimped. The device consists in the construction and arrangement of a crimping-pin with a cord having a knot or enlargement at each end, and passing loosely through an eye formed in the pin by its being bent into shape, and having a spring-clamp to hold the cord when drawn into the same, such crimping-pin being formed with its eye and spring-clamp all of a single piece of wire, as hereinafter more fully set forth.

Figure 1 is a plan view of my invention, ready for use. Fig. 2 is a similar view, showing the cord held in the clamp. Fig. 3 is a view of a modification of the same.

A represents the two prongs of the hair-pin, upon which the hair is placed as usual. Then the cord B is drawn through the eye C in either direction, and brought around the hair upon the prongs A, and then drawn into the spring-clamp D, which yields slightly, impinging the cord sufficiently to hold the same in place until the hair upon the pin is sufficiently crimped to allow its removal there-

from, which is accomplished by simply withdrawing the cord from the clamp, when the pin may be withdrawn. The cord B is provided with a knot, E, at each end.

If desirable, the cord B may be secured to the pin by a bent piece of metal, as shown in Fig. 3, such metal clip having a spring-tongue or hook-like projection, D, beneath which the cord B may be drawn and held, to secure the hair in place upon the pin instead of the spring-clamp D, as before described; but I prefer the former method, as it is less likely to cut the cord, and is cheaper.

Having thus described my invention, what I claim is—

1. The above-described hair-crimper, consisting of the pin, having the two prongs A, spring-clamp D, and eye C, formed from a single piece of wire, in combination with the cord B, all being constructed and arranged to operate essentially as and for the purposes set forth.

2. The above-described hair-crimper, consisting of the pin, having two prongs, A, non-elastic cord B, and spring-clamp D, arranged in such manner as to admit of the cord being drawn within the clamp, so as to be held at any point upon the same, as may be required by the varying quantities of hair placed upon the pin, as and for the purposes substantially as set forth.

SYLVENUS WALKER.

Witnesses:

H. S. TALBOT,  
E. G. DANIELS.