

W. D. LIBBEY.

HAY AND COTTON PRESS.

No. 182,206.

Patented Sept. 12, 1876.

Fig. 1.

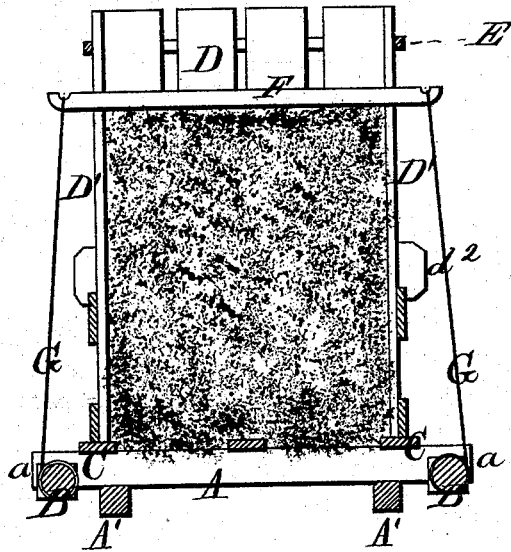


Fig. 2.

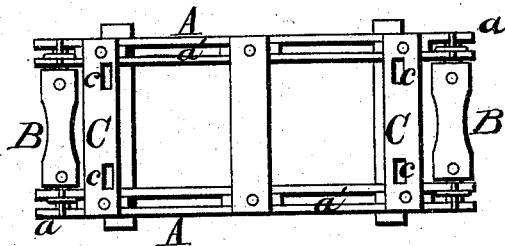


Fig. 3.

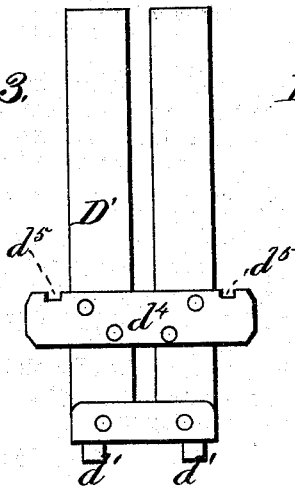
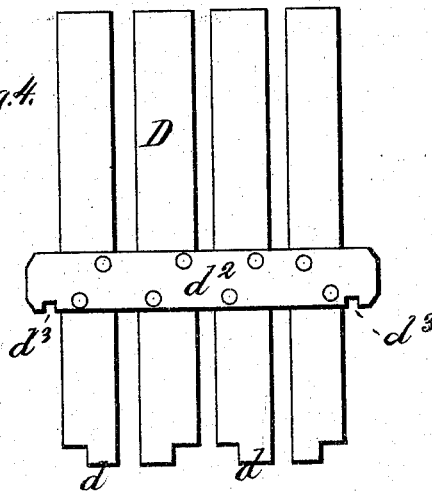


Fig. 4.



WITNESSES

Robert Swett
George E. Upham

INVENTOR

William D. Libbey
J. Moore Smith & Co.

ATTORNEYS

UNITED STATES PATENT OFFICE.

WILLIAM D. LIBBEY, OF MARQUETTE, MICHIGAN.

IMPROVEMENT IN HAY AND COTTON PRESSES.

Specification forming part of Letters Patent No. 182,206, dated September 12, 1876; application filed July 29, 1876.

To all whom it may concern:

Be it known that I, WILLIAM D. LIBBEY, of Marquette, in the county of Marquette and State of Michigan, have invented a new and valuable Improvement in Hay and Cotton Presses; and I do hereby declare that the following is a full, clear, and exact description of the construction and operation of the same, reference being had to the annexed drawings, making a part of this specification, and to the letters and figures of reference marked thereon.

Figure 1 of the drawings is a representation of a longitudinal vertical section of my hay and cotton press. Fig. 2 is a bottom view of the same. Fig. 3 is a detail view of the end, and Fig. 4 is a detail view of the side, thereof.

This invention relates to presses for hay, cotton, or similar compressible materials; and it consists in constructing said presses in sections, so that they can be taken to pieces and packed for transportation.

In the annexed drawings, A A designate the longitudinal beams, and A' A' the cross-beams, of the sill or bed-frame of the press. Beams A A are constructed with extensions *a a*, in which are journaled horizontal windlasses B B. C C are cross-strips connecting the tops of beams A A. D D are the side sections of the casing, and D' D' the end sections thereof. Sections D D are provided with tenons *d d*, which set into mortises *a' a'* in the top of beams A A; and sections D' D' are provided with similar tenons *d' d'*, which set into mortises *c c* in cross-strips C C. Sections D D are each provided with a batten, *d²*, placed crosswise, and extending outward a little beyond the upright portion of said section. Said battens are recessed in the under sides of their outwardly-extending parts at *d³*. Each of sections D' is similarly provided with a batten, *d⁴*, placed a little lower than said battens *d² d²*, and recessed on top at *d⁵*, so as to engage tightly with recesses *d³*. E designates a band, passed around said sections, so as to bind them all firmly into one casing or box. F is the head of the press, and extends at both ends beyond the casing, where it is

connected with windlasses B B by cords G G. As said windlasses are turned, said head is drawn down, pressing the cotton, hay, or other material into a bale, after the ordinary manner.

When this press is to be transported from place to place, the sections are drawn from the sockets in the bed-frame, (band E having been removed,) and are separated from one another. The bed-frame or sill, the head, and the several sections of the casing may then be laid flat upon one another and packed into a very small compass.

Many slight changes may be made without departing from the spirit of my invention.

Metal cross-bars may be substituted for battens *d²* and *d⁴*, or they may be wooden bars of any thickness and shape required. Also, their relative positions may be reversed, the recesses being correspondingly changed. Also, the bottoms of sections D D' may be mortised, and tenons may be formed or secured upon the surface of the bed-frame.

Wood is the material preferably used for all the parts described, but metal may be substituted therefor; so may any material having the requisite strength.

What I claim as new, and desire to secure by Letters Patent, is—

1. A press for cotton, hay, or similar materials, having a casing composed of detachable sections, which are secured to the bed-frame by mortises and tenons, and to each other by recessed extensions, substantially as and for the purpose set forth.

2. Casing-sections D, having tenons *d* and recessed battens *d²*, in combination with casing-section D', having tenons *d'*, and bed-frame, substantially as and for the purpose set forth.

In testimony that I claim the above I have hereunto subscribed my name in the presence of two witnesses.

WILLIAM D. LIBBEY.

Witnesses:

THOMAS E. ROBINSON,
A. J. LIBBEY.