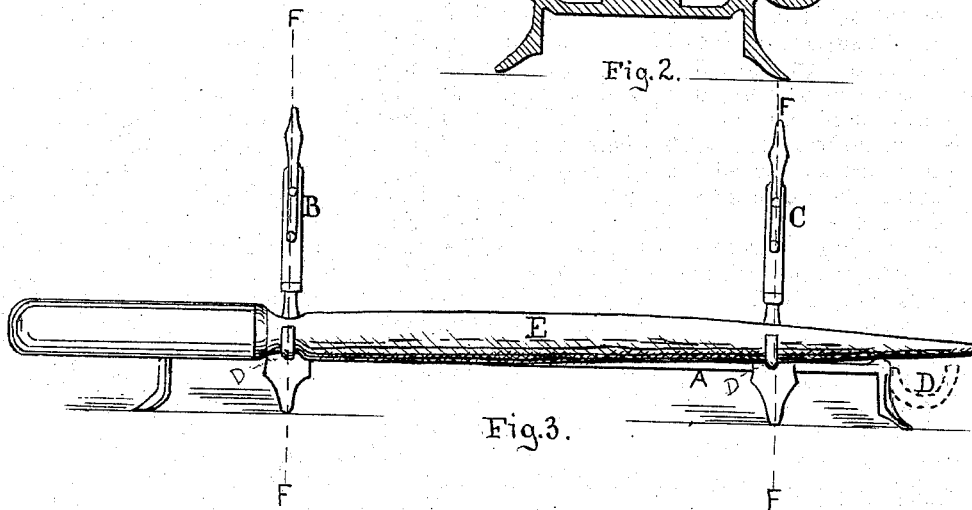
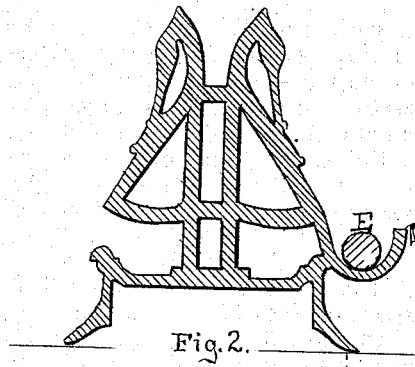
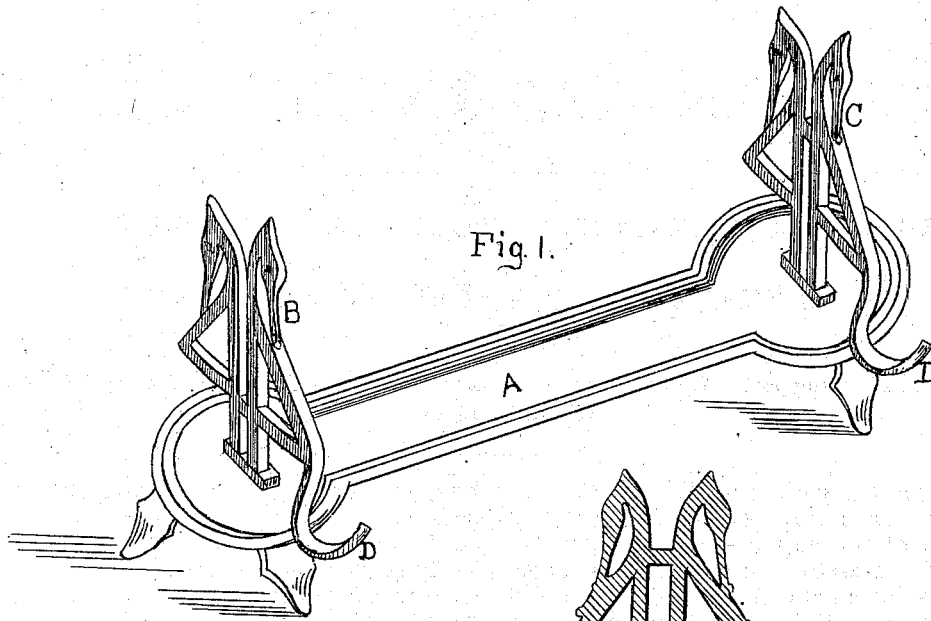


Le R. J. CHERRINGTON.  
KNIFE, FORK, AND STEEL RESTS.

No. 182,301.

Patented Sept. 19, 1876.



Witnesses.

*Chas. B. Burleigh*  
*Chas. B. Stiles*

Inventor

*L. J. Cherrington*

# UNITED STATES PATENT OFFICE.

LE ROY J. CHERRINGTON, OF WORCESTER, MASSACHUSETTS.

## IMPROVEMENT IN KNIFE, FORK, AND STEEL RESTS.

Specification forming part of Letters Patent No. 182,301, dated September 19, 1876; application filed November 13, 1875.

*To all whom it may concern:*

Be it known that I, LE ROY JONES CHERRINGTON, of the city of Worcester, in the county of Worcester and State of Massachusetts, have invented a certain new and useful improvement in the arrangement of a steel rest in combination with a carving-knife and fork-rest, of which the following is a specification:

The nature of my invention consists in the arrangement, on a combined carving-knife and fork-rest, of a support or rest for a sharpening-steel, said steel-rest being formed by a guard or projection on a convenient and suitable part of said knife and fork-rest, so that the steel is kept up from the table when deposited in the place so formed, and thereby kept from soiling the table or cloth when not in use at the table.

In the drawings, Figure 1 is a perspective view of my knife and fork rest, with steel-rest in combination. Fig. 2 is a section through the rests for knife and fork and steel, on lines F F, showing section of steel thereon. Fig. 2 also shows how a rest for the sharpening-steel may be formed by the projection D in conjunction with and projecting from the plate A, should variety of design make it desirable. Fig. 3 is a longitudinal elevation of my invention, showing double rest for steel, and the steel in position thereon. Fig. 3 also shows, by broken lines, a single rest at end of combined knife and fork rest, which will support the point of the steel.

In the drawings, A B C represent the com-

bined knife and fork rest, D D D the support or rest for the sharpening-steel, and E E the steel.

The advantages of my invention, substantially as shown, are that the table-cloth is kept from being soiled, as hereinbefore stated, and also the convenience and compactness which are obtained by the relative position of the knife, fork, and steel.

The combined knife and fork rest, when completed by itself, as an article of table use and ornament, is susceptible of being wrought into numerous designs. Therefore I do not confine myself to any particular design, provided the rest or receptacle for the knife or fork is of proper shape to operate substantially as the design shown, and hence the combination of said knife and fork rest with the rest or rests for the sharpening-steel is also susceptible of being wrought into numerous designs. Therefore I do not confine myself to any particular design in said combination of knife and fork rest with the rest or rests for the sharpening-steel, provided the rest or receptacle for knife, fork, or steel is of proper shape to operate substantially as the design shown.

I claim—

The knife and fork rest A B C, in combination with one or more rests, D D D, for the sharpening-steel, substantially as and for the purpose or purposes hereinbefore set forth.

L. J. CHERRINGTON.

Witnesses:

CLARENDON HARRIS,  
H. M. WHEELER.