

P. DUTTON.

COMBINED HAT-BOXES, KNEELING-STOOLS AND FOOT-RESTS.
No. 182,310.

Patented Sept. 19, 1876.

Fig. 1.

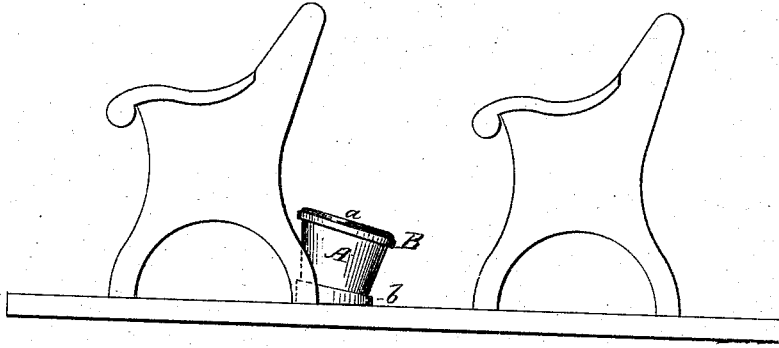


Fig. 2.

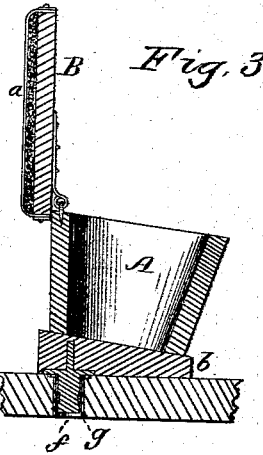
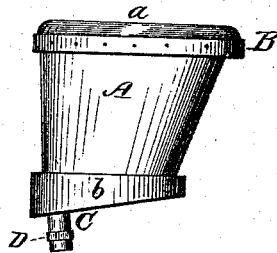
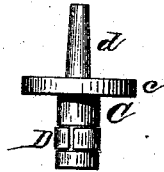


Fig. 4.



WITNESSES
Nat. E. Oliphant,
Geo. R. Porter

INVENTOR
Peter Dutton,
per Char. H. Fowler,
Attorney.

UNITED STATES PATENT OFFICE.

PETER DUTTON, OF UTICA, NEW YORK.

IMPROVEMENT IN COMBINED HAT-BOX, KNEELING-STOOL, AND FOOT-REST.

Specification forming part of Letters Patent No. 182,310, dated September 19, 1876; application filed August 18, 1876.

To all whom it may concern :

Be it known that I, PETER DUTTON, of Utica, in the county of Oneida and State of New York, have invented a new and valuable Improvement in Foot-Rest and Hat-Box for churches and public halls; and I do hereby declare that the following is a full, clear, and exact description of the construction and operation of the same, reference being had to the annexed drawing, making a part of this specification, and to the letters and figures of reference marked thereon.

Figure 1 of the drawing is a representation of my invention, showing its position in relation to the front and rear seats of a church-pew. Fig. 2 is a side elevation of my device. Fig. 3 is a vertical longitudinal section of the same. Fig. 4 is a detached view on an enlarged scale of the fastening device.

The object and purpose of my invention is to provide a kneeling-stool, foot-rest, and hat-box or receptacle in one article, that can be readily attached or removed from the floor of a church, public hall, or other places of assemblages of people where such an article of furniture would be most needed. The invention, therefore, consists of a box provided with a cover, and having means for attachment to the floor, consisting of a rod secured to the bottom of said box, and having a split spring-band for retaining the rod within the opening in the floor, and thereby prevent the box and stool from being accidentally withdrawn, while at the same time the stool and box can be readily swung around under the preceding seat when not desired to be used for a kneeling-stool, as will be hereinafter more fully described, and subsequently pointed out in the claim.

In the accompanying drawings, A represents a box for containing a hat, and is provided with a suitable cover, B, hinged or otherwise secured thereto, and which may be, if desired, provided with a cushion, *a*, thereby furnishing a kneeling-stool and foot-rest when the cover is down. As it is also intended to be used as a foot-rest, it is found desirable to

have the cover, when down, assume an inclined position, and to effect this purpose the box is formed with an inclined bottom, *b*, as will be more fully illustrated by reference to Fig. 2 of the drawing.

To provide a simple and effective means for attaching the box to the floor, a short rod, C, is formed with a circular plate, *c*, and spur *d* for attaching it to the bottom *b* of the box.

This rod C is formed with an annular recess for retaining a split spring-band, D. A suitable hole is made in the floor, as shown at *f*, and may, if desired, have a metal lining, *g*.

The manner of attaching the stool to the floor or detaching it therefrom is very simple. The rod C is pressed down in the opening with some little force, when the spring-band D will, by pressing against the side of the hole or opening *f*, come together sufficiently to allow the rod C to pass down until the bottom *b* rests upon the floor. The spring-band D bears at all times against the sides of the openings, and does not turn with the rod, thereby preventing its wear, which would tend to destroy its functions as a spring or expanding band.

It will be observed that the rod C is connected to the bottom *b* near its edge, so that when the box is swung around it will be under the preceding seat, out of the way, when not required to be used as a kneeling-stool or foot-rest.

Having thus described my invention, what I claim as new, and desire to secure by Letters Patent, is—

A combined hat-box, kneeling-stool, and foot-rest, consisting of the box A, with cover B, and the rod C, with split spring-band D, for attaching said box to the floor, substantially as and for the purpose described.

In testimony that I claim the above I have hereunto subscribed my name in the presence of two witnesses.

PETER DUTTON.

Witnesses:

J. B. CUSHMAN,
S. Y. LOWE.