

T. J. W. ROBERTSON.

SWINGING-CRADLE.

No. 182,480.

Patented Sept. 19, 1876.

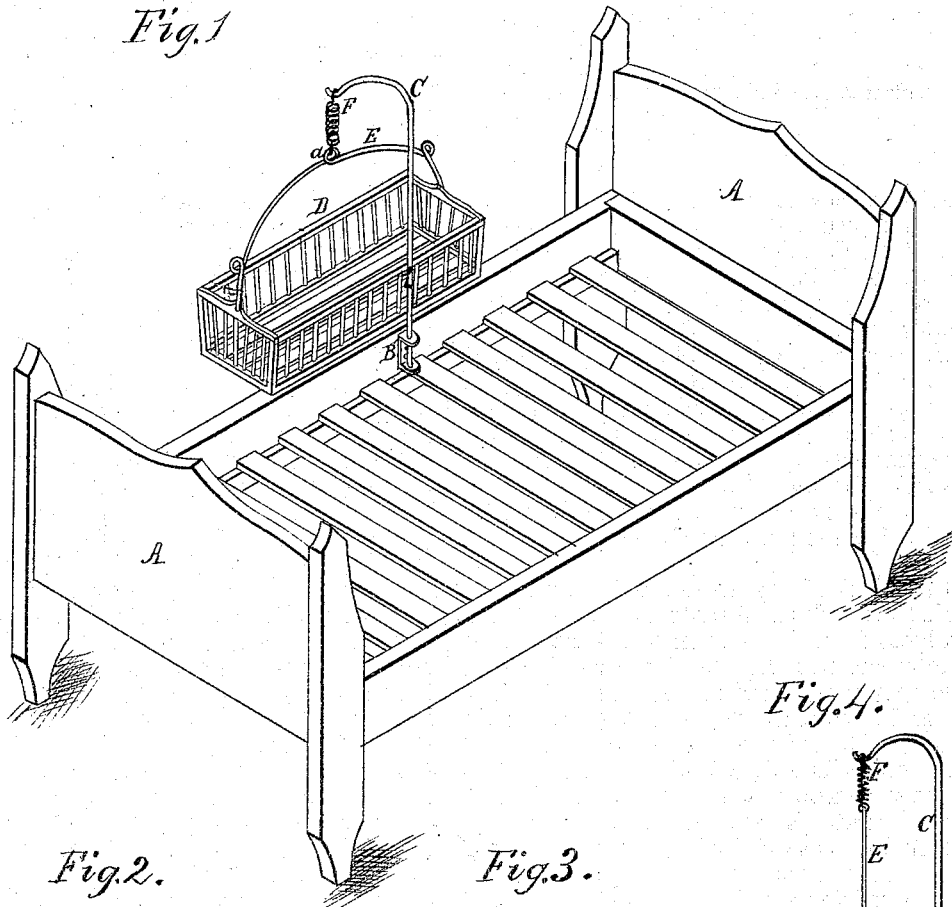


Fig. 2.

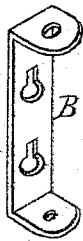


Fig. 3.

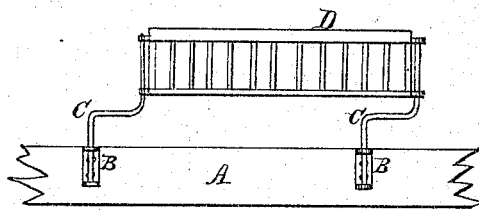
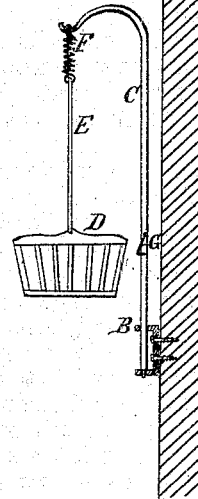


Fig. 4.



WITNESSES
A. B. Robertson
W. W. Hollingsworth

INVENTOR
T. J. W. Robertson

UNITED STATES PATENT OFFICE.

THOMAS J. W. ROBERTSON, OF WASHINGTON, DISTRICT OF COLUMBIA.

IMPROVEMENT IN SWINGING CRADLES.

Specification forming part of Letters Patent No. 182,480, dated September 19, 1876; application filed August 21, 1876.

To all whom it may concern :

Be it known that I, THOMAS J. W. ROBERTSON, of 818 O street northwest, Washington, District of Columbia, have invented certain new and useful Improvements in Swinging Cradles; and do hereby declare that the following is a complete specification thereof, reference being also had to the accompanying drawings, forming part thereof, in which—

Figure 1 is a perspective view of one form of my invention; Fig. 2, a detail view of a socket for the standard; Fig. 4, a side view of the cradle, &c., removed from the bedstead; and Fig. 3, a modification showing two standards.

The object of my invention is to attach a cradle to an ordinary bedstead, or other suitable object, in such a manner that it can swing laterally without the use of the cumbersome stand commonly required with swinging cradles, and to so arrange the cradle that it may be easily adjusted over the bed or on the outside of the bedstead, and when in either position have a variety of motions imparted to it, as will hereafter be explained.

To enable those skilled in the art to which this pertains to make and use my invention, I will proceed to describe the construction and operation of the devices by which the above results may be obtained.

A A represent an ordinary bedstead, having on one or both of its side rails, or on any other convenient part, a socket or sockets, B, holding a standard, C, having its upper end so formed as to receive an eye or bearing, *a*, on the cross-bar or bail E, to support a cradle, D, adapted to swing thereon horizontally, or nearly so, which eye or bearing may either be connected direct with the standard or have a spring, F, interposed between them, as shown in the drawing, so as to give a jumping or vertical motion to the cradle when desired; or, instead of the interposed spring, the cross-bar or standard, or both, may be made sufficiently flexible to allow of the cradle having a vertical motion without the spring F, above referred to. By this arrangement the cradle may be placed at the side of the bed or over it, or at the foot, where it would be entirely out of the way, thereby economizing room to the utmost. When hung at the side, as shown in Fig. 1, it

may be placed over the floor or over the bed, as desired, and when in either position may be vibrated in any direction, have a vertical or springing motion given to it, or be made to travel in a circle, at will.

By turning the cradle crosswise, and catching the side of the cradle on the hook G, the infant lying in it can be placed in such a position that it may be readily suckled without its weight resting on the mother.

Instead of one standard and socket, the cradle may be supported on two standards, which may either be like that shown in Figs. 1 and 4 or as indicated in Fig. 3; or, if preferred, a single forked standard, or two single vertical standards, may be used; but in these last two modifications a simple swinging motion only can be imparted to the cradle in lieu of the various motions heretofore mentioned in connection with the other forms of standards, unless said forked or single vertical standards were made flexible, in which case additional motions may be given to the cradle. With two standards, or a single forked one, the cradle will require eyes at or near each end. It will be advisable, in most cases, to have on the cradle three suspending-eyes, so that when used for a small infant it may be supported on a single standard until the child has become too heavy, when an additional standard may be employed, and the cradle suspended at two points.

By raising the socket, so as to bring the lower and larger ends of the slots in line with the screw-heads by which it is secured to the bedstead-rail, it may readily be removed and as easily attached to the casing of a door or window, the base-board of a wall or wainscot, or to any other convenient place or article of furniture, in the same or another room, as shown in Fig. 4.

Instead of the sockets shown in the drawing, any other form may be employed; or sockets may be made by boring suitable holes in the bedstead or other article to be used for the support of the standards; or the sockets may be dispensed with, and the standards rigidly attached in the desired position by screws or otherwise.

Having thus described my invention, what I claim as new is—

1. In combination with a cradle having a suitable supporting-eye or bearing, a standard adapted to be secured at one end to a bedstead, and formed at the other end into an arm constructed to receive the eye or bearing of the cradle-support, and permit the cradle to vibrate laterally, in the manner described.

2. The combination, with a cradle, of a standard adapted to turn in a socket, substantially as specified, whereby the cradle may be adjusted over the bed or on the outside of the bedstead, in the manner set forth.

3. The combination of the socket B, the standard C, and the cradle D, arranged substantially as and for the purpose described.

4. The combination, with a swinging cradle, of the socket B, standard C, and spring F, substantially as specified.

T. J. W. ROBERTSON.

Witnesses:

A. B. ROBERTSON,
R. J. ROBERTSON.