

J. M. REARDON.

ROD ADJUSTERS FOR OIL WELL.

No. 182,601.

Patented Sept. 26, 1876.

Fig. 1.

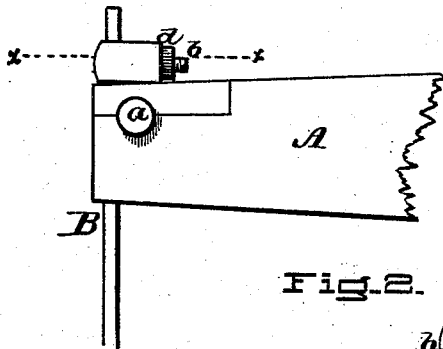


Fig. 2.

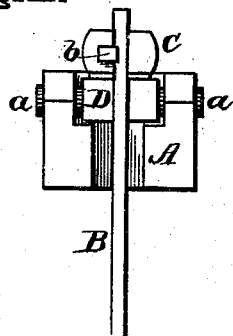
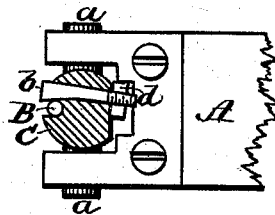


Fig. 3.



WITNESSES:

Jas. A. DuHamel.

James Reardon

INVENTOR;

J. M. Reardon.

A. S. Abbott.

ATTORNEY

UNITED STATES PATENT OFFICE.

JOHN M. REARDON, OF MCGRAW, PENNSYLVANIA.

IMPROVEMENT IN ROD-ADJUSTERS FOR OIL-WELLS.

Specification forming part of Letters Patent No. **182,601**, dated September 26, 1876; application filed August 11, 1876.

To all whom it may concern:

Be it known that I, J. M. REARDON, of McGraw, in the county of Warren and State of Pennsylvania, have invented certain new and useful Improvements in Rod-Adjusters for Oil-Wells, &c., of which the following is a specification:

The nature of my invention consists in the construction and arrangement of a polished rod-adjuster for oil-wells, as will be hereinafter more fully set forth.

In order to enable others skilled in the art to which my invention appertains to make and use the same, I will now proceed to describe its construction and operation, referring to the annexed drawing, which forms a part of this specification, and in which—

Figure 1 is a side view. Fig. 2 is a front view. Fig. 3 is a sectional view.

A represents the end of the walking-beam of the usual machinery for driving oil-wells, &c. In the end of the beam is made a suitable slot for the passage of the polished rod B, and to receive the adjuster C. The adjuster proper consists of a head with a cross-bar, D, on its under side, the ends of said cross-bar forming trunnions *a a*, which have their

bearings in the beam, suitable top plates or half-boxes covering said trunnions. In the front of the head or adjuster C is a vertical groove for the insertion of the rod B, which rod is held therein by means of a wedge-bolt, *b*, passing horizontally through the adjuster at the side of the rod, and a nut, *d*, is screwed on the end of said bolt. By tightening this nut the wedge part of the bolt is drawn so tightly against the rod that the rod is held firmly in the adjuster; while, by simply loosening the nut, the rod is easily removed or adjusted, as required.

Having thus fully described my invention, what I claim as new, and desire to secure by Letters Patent, is—

The combination of the grooved and trunnioned adjuster C D, the rod B, wedge-bolt *b*, and nut *d*, substantially as and for the purposes herein set forth.

In testimony that I claim the foregoing as my own I affix my signature in the presence of two witnesses.

J. M. REARDON.

Witnesses:

WM. DALHOUSOM,
SCOTT ALLEN.