

A. J. PALMBERG.

BAG-FASTENER.

No. 182,771.

Patented Oct. 3, 1876.

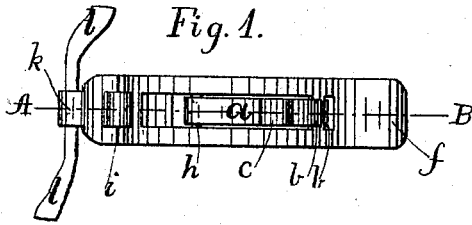


Fig. 1.

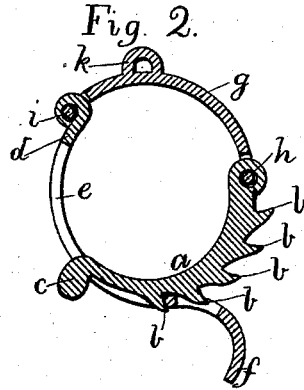


Fig. 2.

Fig. 3.

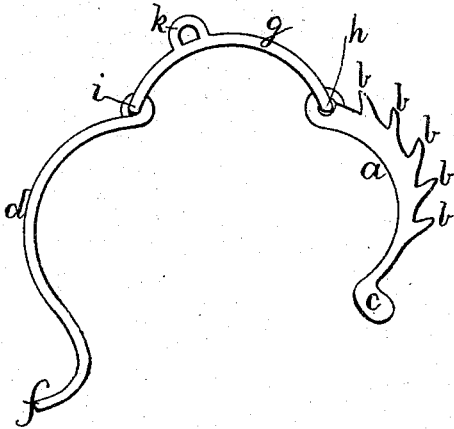
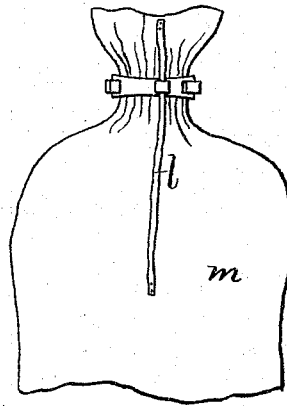


Fig. 4.



Witnesses:

Henry Chadbourn.
J. Allen.

Inventor:

Andreas J. Palmberg
by
Alban Andren
his atty.

UNITED STATES PATENT OFFICE.

ANDREAS J. PALMBERG, OF BOSTON, MASSACHUSETTS.

IMPROVEMENT IN BAG-FASTENERS.

Specification forming part of Letters Patent No. 182,771, dated October 3, 1876; application filed March 18, 1876.

To all whom it may concern:

Be it known that I, ANDREAS J. PALMBERG, of Boston, in the county of Suffolk and State of Massachusetts, have invented certain new and useful Improvements in Bag-Fasteners; and I do hereby declare that the following is a full, clear, and exact description thereof, which will enable others skilled in the art to which it pertains to make and use the same, reference being had to the accompanying drawing, and to the letters of reference marked thereon, which form a part of this specification.

My invention relates to improvements in bag-fasteners; and consists of two curved metallic pieces, one of which is provided with a toothed curved rack and the other one with a suitable slot-hole, in the edge of which the teeth of the curved rack aforesaid are made to lock, in combination with a third metallic curved piece, to which the two aforesaid curved pieces are hinged. An eye is made on the middle piece, through which a band of cloth, rubber, leather, &c., or a cord, is inserted, the ends of which are secured to the top and a somewhat lower part of the bag that is to be fastened, so that the fastener can be moved up or down on the bag, to fasten at any desired place, according to the extent to which the bag is filled. The toothed curved part is provided in its extreme end with a suitable knob or projection, on which the operator can exert a slight pressure, when the fastener is easily disconnected from the bag. The curved slotted metallic piece is provided in its extreme end with a projection that serves as a handle for the purpose of pressing the slotted part over any desired tooth when the bag is to be fastened.

This is a very simple and durable contrivance, can easily be clasped around the neck of a bag or disconnected therefrom, and is not liable to get detached when in use.

On the accompanying drawings, Fig. 1 represents a side elevation of my invention in a locked position. Fig. 2 represents a cross-section on the line A B, shown in Fig. 1. Fig. 3 represents a plan view of the same in an open position, and Fig. 4 represents a side view of the same as applied to a bag.

Similar letters refer to similar parts wherever they occur on the different parts of the drawings.

a represents a curved metallic piece, provided with teeth *b b b* on its outer surface, and having a knob or projection, *c*, in its extreme end, for the purpose set forth. *d* represents another curved metallic piece provided with a slotted opening, *e*, and having a handle or projection, *f*, in its outer end, as shown in Figs. 2 and 3. *g* represents the third or middle curved metallic piece, to which the toothed piece *a* is hinged at *h*, and the slotted piece *d* is hinged at *i*, as shown. The said piece *g* is provided in its rear with a suitable eye or opening, *k*, through which a band or cord, *l*, of suitable material, is inserted, as shown in Figs. 1 and 4, the object of which is to be able to slip the fastener up or down on the said band or cord, so as to clasp the bag at any desired place. The upper and lower ends of the band or cord *l* are secured in a suitable manner to the bag *m*, as shown in Fig. 4, so as to prevent the fastener from being lost from the bag when unfastened.

To fasten my improved fastener to a bag it is only necessary to open it to a position as shown in Fig. 3, and to clasp it around the neck of the bag, and to lock it into position as shown in Fig. 2. When it is desired to unfasten it, it is only needful to press slightly on the knob *c*, thereby unlocking one of the teeth *b b* from the slotted opening *e*.

What I desire to secure by Letters Patent, and claim, is—

The herein-described bag-fastener, consisting of the curved metallic piece *a*, with its teeth *b b b*, and projection *c*, hinged to the curved piece *g*, and the curved slotted piece *d e*, hinged at *i* to said piece *g*, having the eye *k* and cord or band *l*, as and for the purpose set forth.

In testimony that I claim the foregoing as my own invention, I have affixed my signature in presence of two witnesses.

ANDREAS J. PALMBERG.

Witnesses:

ALBAN ANDRÉEN,
J. H. ABBOTT.