

J. H. GUMBLE.

UMBRELLAS.

No. 182,918.

Patented Oct. 3, 1876.

Fig. 1.

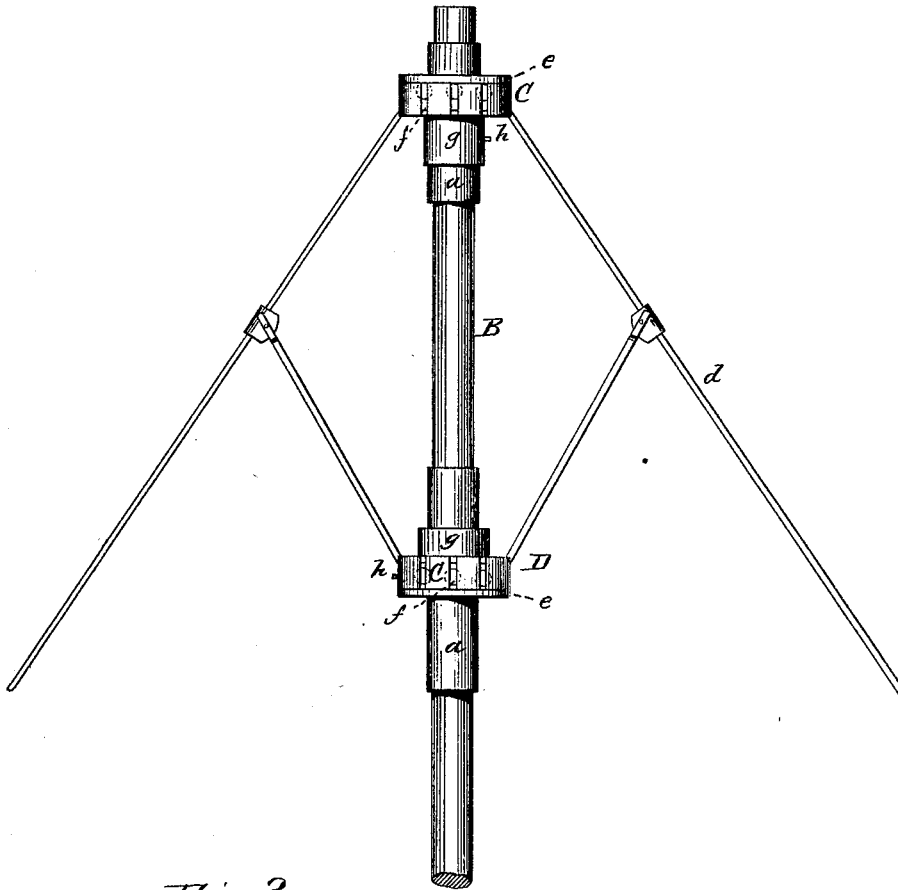


Fig. 2.

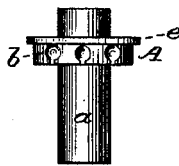


Fig. 3.

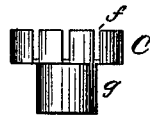
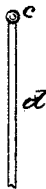


Fig. 4.



WITNESSES

Nat. S. Oliphant
Geo. H. Porter

INVENTOR

Jacob H. Gumble,
per Chas. H. Fowler,
Attorney.

UNITED STATES PATENT OFFICE.

JACOB H. GUMBLE, OF SOMERVILLE, NEW JERSEY.

IMPROVEMENT IN UMBRELLAS.

Specification forming part of Letters Patent No. 182,918, dated October 3, 1876; application filed September 9, 1876.

To all whom it may concern:

Be it known that I, JACOB H. GUMBLE, of Somerville, in the county of Somerset and State of New Jersey, have invented a new and valuable Improvement in Umbrellas and Parasols; and I do hereby declare that the following is a full, clear, and exact description of the construction and operation of the same, reference being had to the annexed drawings, making a part of this specification, and to the letters and figures of reference marked thereon.

Figure 1 of the drawings is a representation of a side elevation of my invention. Fig. 2 is a detached view of the drum. Fig. 3 is a similar view of the cap, and Fig. 4 is a view showing the enlarged end of a rib.

This invention has relation to improvement in umbrellas and parasols; and consists in constructing the runner and crown-piece in a manner that will protect the ends of the stretchers or ribs from wear, and also to prevent the liability of their breaking from their sockets, as well as to protect the interior of the crown-piece from the water, the construction and arrangement of the several parts being hereinafter described and subsequently pointed out in the claim.

In the accompanying drawings, A represents a solid drum, having the usual tube *a*, through which the stick B is inserted. This drum A, together with the cap C, forms the crown-piece of an umbrella or parasol, and to form the runner these parts are reversed, as shown at D. The drum A has a series of sockets, *b*, in form to correspond to the enlarged end *c* of the ribs *d*. After these ribs *d*, with their balls or enlarged ends *c*, are placed within the sockets *b*, the cap *c* is run up upon the tube *a* until the upper edge of said cap abuts against the under face of the annular shoulder *e*, formed on the drum A, the ribs passing through slots *f*, so as to allow them to have free play in closing or opening an umbrella or parasol.

The cap C is formed with a short tube, *g*, whereby said cap may be readily retained in place over the drum A by the insertion of a pin, *h*, through both the tubes *a g* and stick B, and in the runner by inserting the pin through the side of the cap and drum.

By the simple means of the pin *h* the cap is securely held over the drum A, while, at the same time, by the withdrawal of the pin, the cap can be lowered to allow one or more ribs, as occasion may require, if broken, to be replaced.

It will be seen that the crown, with the sockets formed upon the sides of the drum A, is protected from the water by the flange *e* and cap C, the flange *e* also acting as a stop for the upper ends of the ribs, to prevent the umbrella or parasol from turning inside out.

The manner of connecting the ribs within the sockets of the drum by the cap, which is placed over the same, prevents the possibility of the ribs twisting or working around either way, and when the umbrella or parasol is closed, the ribs will not project out and wear the covering.

Having now fully described my invention, what I claim as new, and desire to secure by Letters Patent, is—

A crown-piece or runner of an umbrella or parasol, for connecting the ribs or stretchers thereof, consisting of the drum A, formed with sockets upon its sides, and an angular flange, *e*, and tube *a*, in combination with the cap C, formed with slots *f* and tube *g*, substantially as and for the purpose set forth.

In testimony that I claim the above I have hereunto subscribed my name in the presence of two witnesses.

JACOB H. GUMBLE.

Witnesses:

JOHN VOORHEES,
A. P. SUTPHEN.