

M. M. HARVEY.
SCAFFOLDS.

No. 183,052.

Patented Oct. 10, 1876.

Fig. 1.

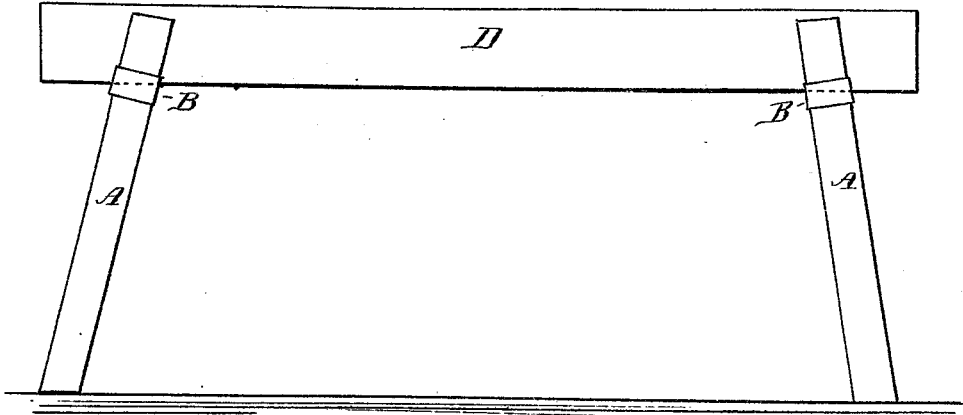


Fig. 2.

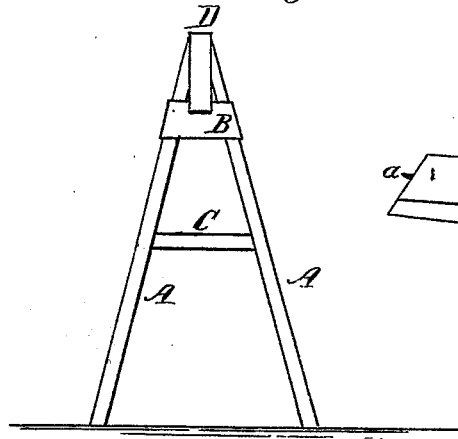


Fig. 3.

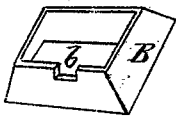
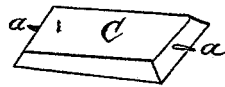


Fig. 4.



WITNESSES.

Richard Wagner
Geo. R. Porter

INVENTOR.

Micajah M. Harvey,
per Cha. H. Fowler,
Attorney.

UNITED STATES PATENT OFFICE.

MICAJAH M. HARVEY, OF WILMINGTON, OHIO.

IMPROVEMENT IN SCAFFOLDS.

Specification forming part of Letters Patent No. 183,052, dated October 10, 1876; application filed September 5, 1876.

To all whom it may concern:

Be it known that I, MICAJAH M. HARVEY, of Wilmington, in the county of Clinton and State of Ohio, have invented a new and valuable Improvement in Plasterers' Trusses; and I do hereby declare that the following is a full, clear, and exact description of the construction and operation of the same, reference being had to the annexed drawings, making a part of this specification, and to the letters and figures of reference marked thereon.

Figure 1 of the drawings is a representation of a side elevation of my invention. Fig. 2 is an end view of the same. Fig. 3 is a detached view of the holding-band, and Fig. 4 is a similar view of the brace-piece.

The object and purpose of the present invention is to furnish for builders', plasterers', painters', and mechanics' use a portable truss or scaffolding, simple, strong, and durable in its construction, that can be readily taken apart and put together, and also light and portable, and at the same time support with safety the persons and materials that may be necessary to place upon it; the combination and arrangement of the several parts being hereinafter described, and subsequently pointed out in the claim.

In the accompanying drawings, A A represent the two legs, held together at their tops by a metal band, B, the same passing over the ends of the legs. This band may be made of wrought or malleable cast-iron, and the legs A may be of any desirable length, and are braced outwardly by a cross-piece, C, the same having upon its ends spurs *a*, which come in contact with the inner faces or sides of the legs. A cross-piece, D, fits between the upper ends of the legs A, and rests upon the band B, there being two sets of legs with their connections to support both ends of the cross-piece D, upon which the platform is sustained.

It will be seen that any weight, however great it may be upon the platform, tends to strengthen and make the legs more firm, as the cross-piece D will press proportionally upon the bands B.

In putting up the truss or scaffold, the band is first taken and placed upon one end, after which the upper end of one of the legs is passed through the same. The cross-piece D is then taken and placed so that the notch therein will fit over the upper edge of the band, and the other leg inserted in the band, and the cross-piece C placed between the same, with its spurs *a* coming in contact with the inner faces or sides of the legs when the truss or scaffold is ready for use. Any number of these sets of legs with the band B and cross-piece C may be employed, as circumstances may require.

A notch, *b*, is made in the outer side of each of the bands for the reception of the lower edge of the cross-piece, which also has notches formed thereon. The bands formed with the notches tends to keep the cross-piece D in a perpendicular position, and prevent it from slipping or shaking when a sidewise or lateral motion comes on it. The object, also, of placing the notch *b* upon one side of the band only is to give the legs the desired slant, which position answers to help brace the truss when an endwise motion comes on it.

It will be seen that as the band B and cross-piece C are independent of the other parts composing the truss, or, in other words, capable of being detached and removed, any length of cross-piece D and legs A may be used when desired to have a longer and higher truss.

Having now fully described my invention, what I claim as new, and desire to secure by Letters Patent, is—

A truss or scaffolding, consisting of the notched band B, brace-piece C, with spurs *a*, in combination with the legs A and cross-piece D, substantially as and for the purpose set forth.

In testimony that I claim the above I have hereunto subscribed my name in the presence of two witnesses.

MICAJAH M. HARVEY.

Witnesses:

C. W. SWAIM,
JOHN CARROLL.