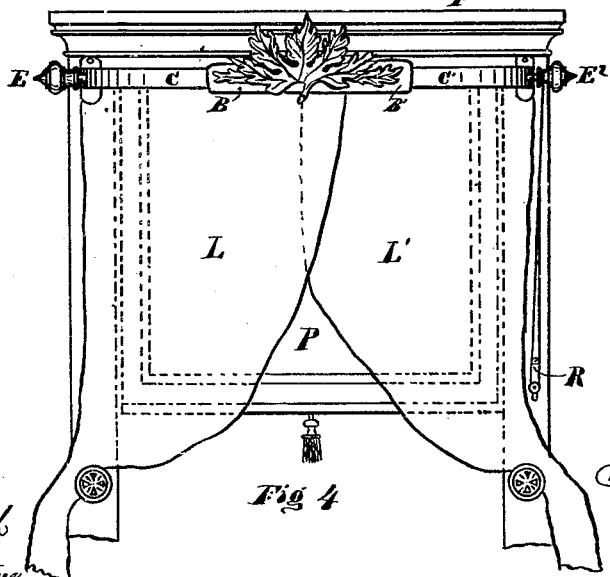
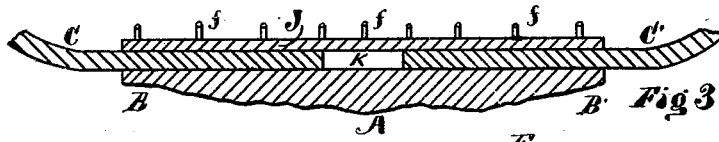
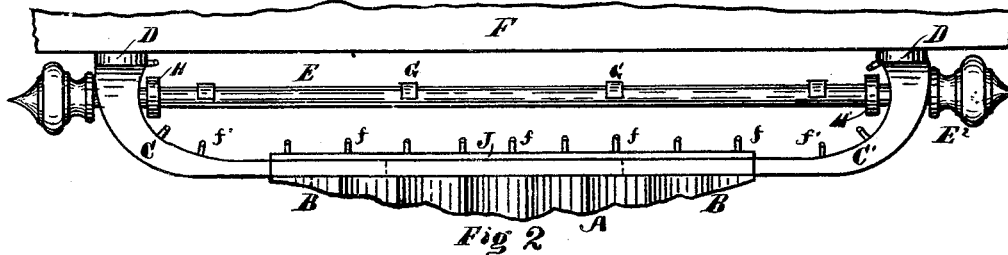



H. H. WINGER.

COMBINED CORNICES AND CURTAIN ROLLERS.

No. 183,095.

Patented Oct. 10, 1876.



Witnesses  
Geo. F. Randolph  
O. C. Whitney

Inventor  
Hans H. Winger  
Per E. C. Merrill  
his Atty.

# UNITED STATES PATENT OFFICE.

HANS H. WINGER, OF INDIANAPOLIS, INDIANA.

## IMPROVEMENT IN COMBINED CORNICE AND CURTAIN-ROLLER.

Specification forming part of Letters Patent No. 183,095, dated October 10, 1876; application filed July 17, 1876.

*To all whom it may concern:*

Be it known that I, HANS H. WINGER, of Indianapolis, county of Marion, State of Indiana, have invented a new and useful Combination Curtain-Roller, Adjustable Brackets and Inside-Curtain Hanger, of which the following is a description, reference being had to the accompanying drawings.

The nature of my invention is to construct and arrange an extension device, on which are hung lace or other curtains and roller-curtains, to be attached to windows of any width; and my invention consists of a central section, in which the extension-brackets operate. The brackets are attached to the window-frame, and are provided with suitable bearings, in which the curtain-roller revolves, the extension-brackets and central section being each provided with hooks or other fastenings to support lace or other hanging curtains, in addition to the roller-curtain, as set forth in the annexed claims.

Figure 1 represents an enlarged front view of my improved adjustable curtain-roller, bracket, and hanger. Fig. 2 is a top view of the same. Fig. 3 is a sectional view of the adjustable brackets, showing the manner in which they operate in the center slide. Fig. 4 represents my improved device as attached to a window-frame, and shows the position of the inside hanging curtains, also the curtain on the roller.

A represents the central section of the bracket, and may be ornamented in any manner, and is provided with a groove, K, at the rear, which extends to each end B B', as shown in Fig. 3. At the rear of this groove the strip J is securely fastened, so as to allow the curved brackets C C' to slide freely therein. The ends of the curved brackets C C', that are hung to the window-frame, are formed with a foot or brace, D D', the upper ends of which have a round hole, d, with a slot extending upward, arranged to hook over the head of screws previously adjusted in the frame, and by means of the screws and the holes d of the brackets the whole device is supported. Through the brackets C C' are proper holes, in which are inserted the rollers E with ordinary arrangement for curtain-cords, to roll the curtain up, attached outside

of the brackets. On the roller E, inside of the brackets C C', are flexible washers H H', to hold the roller from working endwise; and the roller may be further furnished with metallic clips G G, under which the edge of the curtain may be adjusted previous to tacking the curtain to the roller. On the inside of the brackets C C', and on the inside strip J of the center section A, are a series of hooks, f f', on which lace or other curtains L can be readily hooked or removed. The brackets C C' have the ends that enter the center section A made straight, and can readily be adjusted out or in the section A to accommodate any width of window frame or curtain, and the roller E is free to slide in its holes in the brackets C C', as before described.

By this arrangement and combination of devices I am enabled to overcome all difficulties heretofore existing in regard to hanging or removing curtains, which will be appreciated by all persons who have been annoyed by the old methods.

What I claim as new, and wish to secure by Letters Patent, is—

1. The brackets C C', formed with the foot or brace D, provided with the key-hole slot d, and also provided with hooks f' to support inside curtains L, and having journal bearings or holes to allow the roller E to operate in, as set forth and described.

2. The center section A, provided with groove K and hooks f, in the manner and for the purposes specified and set forth.

3. In combination, the roller E, clips G, flexible washers H, and hangers C C', adapted to be operated in the manner and for the purposes set forth and described.

4. As a new article of manufacture, a device for supporting curtains, consisting of the roller E, adjustable brackets C C', and center section A, arranged to operate substantially as and for the purposes specified.

In testimony whereof I have signed my name to this specification in the presence of two subscribing witnesses.

HANS H. WINGER.

Witnesses:

E. O. FRINK,  
IRA F. RANDOLPH.