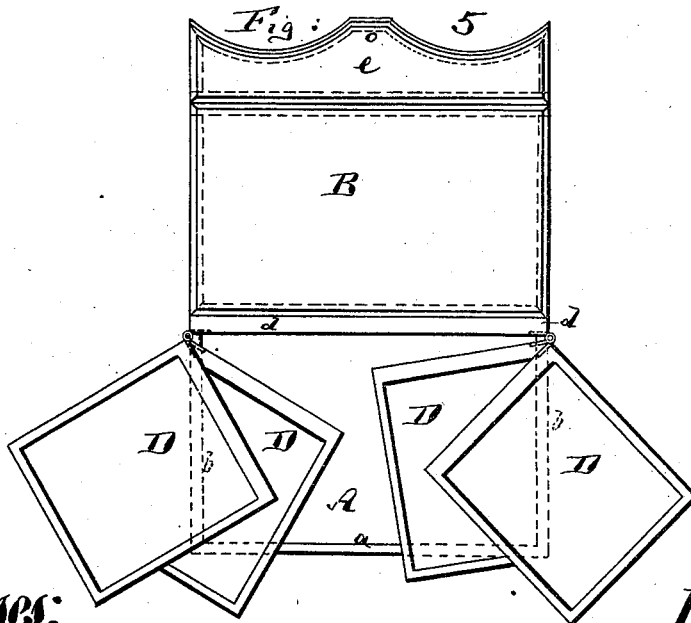
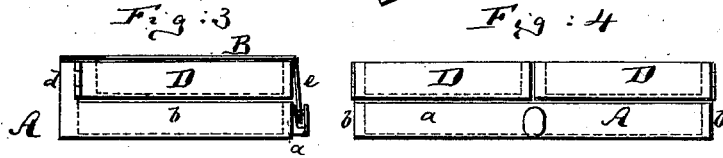
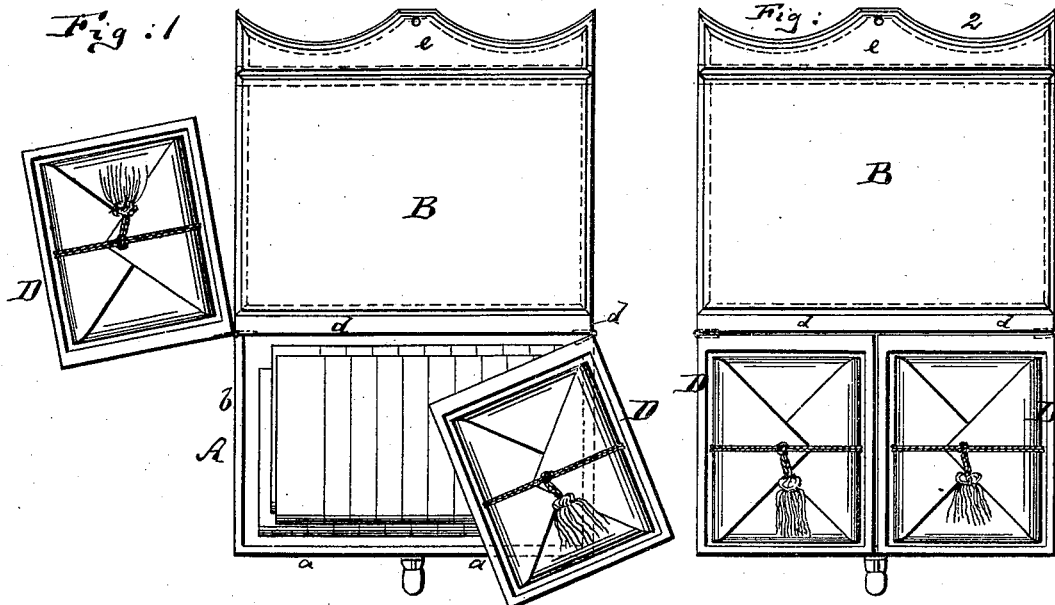


R. TRAUTMANN.

PAPER-BOX.

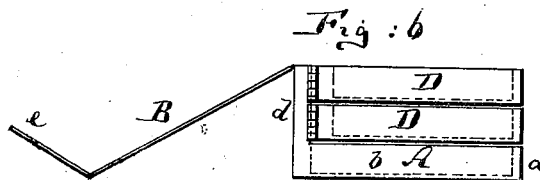
No. 183,232.

Patented Oct. 10, 1876.



Witnesses:  
Aloraga.  
J. Smith.

Inventor  
Ralph Trautmann  
by his attorney  
A. W. Briesley



# UNITED STATES PATENT OFFICE.

RALPH TRAUTMANN, OF NEW YORK, N. Y.

## IMPROVEMENT IN PAPER BOXES.

Specification forming part of Letters Patent No. **183,232**, dated October 10, 1876; application filed September 9, 1876.

*To all whom it may concern:*

Be it known that I, RALPH TRAUTMANN, of New York city, in the county and State of New York, have invented a new and Improved Sectional Box, of which the following is a specification:

Figures 1 and 2 are top views of my improved sectional box. Fig. 3 is a side view of the same; Fig. 4, a front view thereof without the cover. Fig. 5 is a top view, and Fig. 6 a side view, of a modification thereof.

Similar letters of reference indicate corresponding parts in all the figures.

This invention relates to a new sectional box, which contains a series of superposed compartments, so arranged that the contents of all may be simultaneously displayed. The box is particularly useful as a toilet or game box; also for holding stationary, and for other suitable purposes.

The letter A in the drawing represents the body of my improved box. The same is, preferably, of rectangular form, with front *a* and sides *b b* of equal height, but with a back, *d*, of much greater height than said front and sides. To the upper edge of the elevated back *d* is hinged the cover B, which, in front, has a downwardly-projecting flap, *e*, that reaches down to the front *a*, where it can be

locked by suitable means. To the ends of that part of the elevated back *d* which projects above the sides *b* are hinged the corners of boxes D D, which fill the place between the closed lid and the body A, as clearly shown in Fig. 3. When the lid B is swung open, the contents of the hinged boxes D D will be displayed, as in Fig. 2, and on their hinges these boxes D can be swung aside, as in Fig. 1, to display also the contents of the main box. When the lid is closed it will, by locking to the front *a* or directly to the boxes D D, secure these boxes D in the closed position. The box may be made of wood, pasteboard, or both, or of other suitable material.

Figs. 1, 2, 3, and 4 show but one tier of boxes D beneath the cover B; but two or more tiers may be interposed, Figs. 5 and 6 showing two tiers of such boxes.

I claim as my invention—

The box A, made with the elevated back *d*, and combined with the cover B, and with the boxes D D, whose corners are hinged to the ends of the elevated back *d*, substantially as herein shown and described.

RALPH TRAUTMANN.

Witnesses:

ERNEST C. WEBB,  
F. V. BRIESEN.