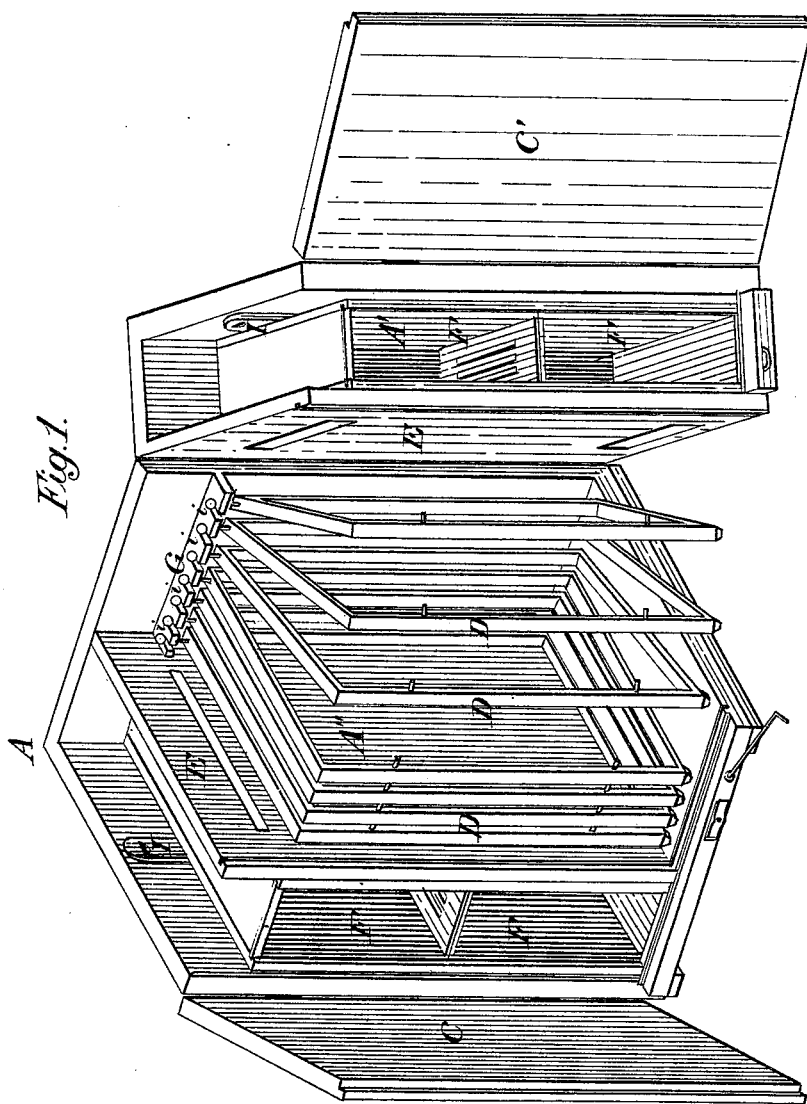


V. D. MANCHEY.
BEE-HIVE.

No. 183,692.

Patented Oct. 24, 1876.



Attest:

Geo. Hill, s

C. H. Smith

Inventor:

Valentine D. Manchey,
by Louis Baggett Co.,
his atty

V. D. MANCHEY.
BEE-HIVE.

No. 183,692.

Patented Oct. 24, 1876.

Fig. 2.

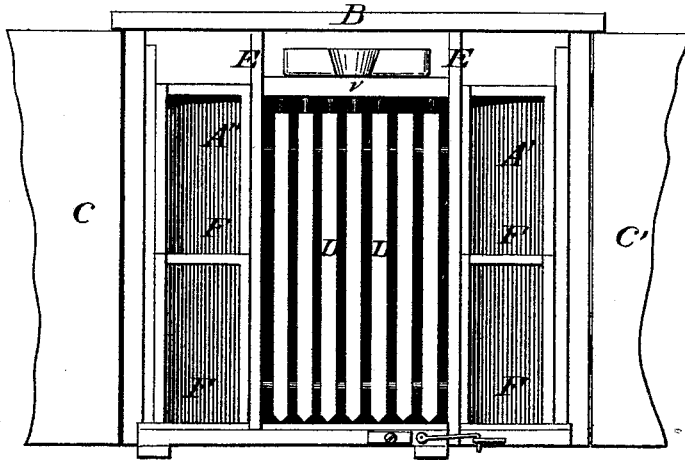


Fig. 5.

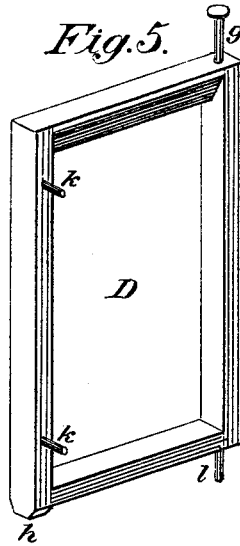


Fig. 3.

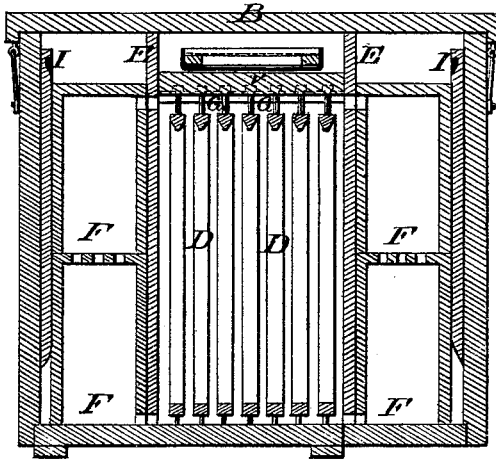
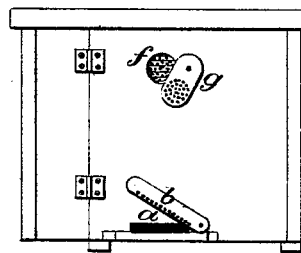


Fig. 1.



Attest:
 Geo. Hill,
 C. P. Smith

Inventor
 Valentine D. Manthey,
 by Louis Baggett Co.,
 his atty.

UNITED STATES PATENT OFFICE.

VALENTINE D. MANCHEY, OF MANCHESTER, MARYLAND.

IMPROVEMENT IN BEE-HIVES.

Specification forming part of Letters Patent No. 183,692, dated October 24, 1876; application filed June 21, 1876.

To all whom it may concern:

Be it known that I, VALENTINE D. MANCHEY, of Manchester, in the county of Carroll and State of Maryland, have invented certain new and useful Improvements in Bee-Hives; and I do hereby declare that the following is a full, clear, and exact description thereof, which will enable others skilled in the art to which it appertains to make and use the same, reference being had to the accompanying drawings, which form a part of this specification.

Figure 1 is a perspective view of the hive open. Fig. 2 is a rear elevation, the doors being open. Fig. 3 is a vertical transverse section. Fig. 4 is a front elevation; and Fig. 5 is a perspective view of one of the comb-frames detached.

Similar letters of reference indicate corresponding parts in all figures.

This invention relates to that class of bee-hives which are provided with adjustable and removable comb-frames, for the purpose of facilitating the selection of queen-cells and the division of a colony; and it consists in the construction and combination of parts, hereinafter more fully shown and described.

In the drawing, A is the hive-box. This is provided with a removable cover, B, and it has in the front an opening, *a*, through which the bees pass into and out of the box. This opening may be closed by a perforated sheet-metal slide, *b*. On the front side of the box is also a perforation, *f*, which serves to ventilate the inside, and may be closed by a perforated slide, *g*. C C' are doors on the rear side of the box, which may be easily opened for inspection of the inside. The box itself consists of two parts, hinged together, and one of which, A', contains honey-boxes only, while the other, A'' O, besides the honey-boxes, contains a number of swinging comb-frames, D, the construction of which will be hereinafter more fully described.

From the foregoing description, and by reference to the drawings, it will be seen that the middle part O of the hive, when closed, is occupied by the comb-frames D, in which the bees build and live, while the sides A' A'', separated from the middle by partitions E, are occupied by boxes F, in which the honey

and wax is stored. The partitions E, as well as the boxes F, have suitable slots or perforations *e*, through which the bees may readily pass. The boxes F are arranged in tiers, and may be provided with glass fronts, through which their contents may be inspected. They are kept in place by wedge-shaped pieces of wood, I, which prevents them from being displaced when, in order to compensate for swelling, they are made too small.

The middle section O of the hive has, near the top, a shelf or bracket, G. This has a series of mortises, *i*, in which are swung, by ordinary wood-screws or any other suitable means, a series of the comb-frames. (Shown in detail in Fig. 5 of the drawings.) They consist of ordinary square wooden frames, having at one corner the wood-screw or other device *g'*, by which it is swung upon bracket G, and at the opposite corner a projection, *h*, by which it is raised from the bottom or floor of the hive. At the lower rear corner it has a pin, *l*, fitting into a perforation in the bottom of the hive, and serving as a pivot, and upon one side it has one or more projections, *k*, serving to keep the frames an equal distance apart when swung upon bracket G.

By the projection *h* each frame is sufficiently raised from the floor of the hive to permit the bees to crawl under them after entering the hive, and ascend between any two frames.

From the foregoing description, the construction and operation of my improved beehive will be readily understood. The ease with which it is opened and manipulated enables the owner to examine at any time the contents of the hive without inconvenience of any kind. The swinging frames may be readily separated, like the leaves of a book, thus affording facilities for selecting the queen-cells and dividing a colony that are not generally found in hives as now ordinarily constructed. Further, the hive is well ventilated in summer, and easily kept warm in winter, thus protecting the bees from the effects of extreme heat or cold. The bees may be easily fed, when necessary, by placing upon a board or shelf, *v*, arranged over the comb-frames, a feeding saucer or dish of any suitable approved construction. The honey is easily re-

moved whenever this is desirable, and the entire construction of the hive is simple, cheap, and durable.

Having thus described my invention, I claim and desire to secure by Letters Patent of the United States—

1. The hive-box A, consisting of stationary box A'' O and hinged swinging box A', having removable top or cover B, rear doors C C', bee-entrance a, and ventilating perforation f, substantially as and for the purpose herein shown and specified.

2. The box A'' O, containing honey-boxes F and swinging comb-frames D, in combination with hinged box A', arranged to swing aside, so as to permit frames D to open sidewise, substantially as and for the purpose hereinbefore set forth.

3. The hinged boxes A' A'', having perfo-

rated partitions E E, in combination with the perforated honey-boxes F, kept in place by wedges I, substantially as and for the purpose hereinbefore set forth.

4. The bee-hive herein described, consisting of hinged boxes A' A'', having perforated partitions E, perforated honey-boxes F, kept in place by wedges I, shelf or bracket G, and swinging comb-frames D, all combined and arranged to operate substantially in the manner and for the purpose herein shown and specified.

In testimony that I claim the foregoing as my own I have hereto affixed my signature in presence of two witnesses.

VALENTINE D. MANCHEY.

Witnesses:

WM. BAGGER,
LOUIS BAGGER.