

D. W. BRYANT.

ATTACHMENT FOR STOVE-PIPE THIMBLES.

No. 183,792.

Patented Oct. 31, 1876.

Fig. 1.

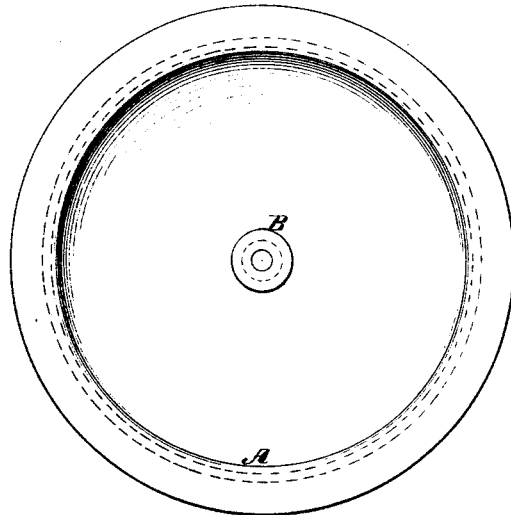


Fig. 2.

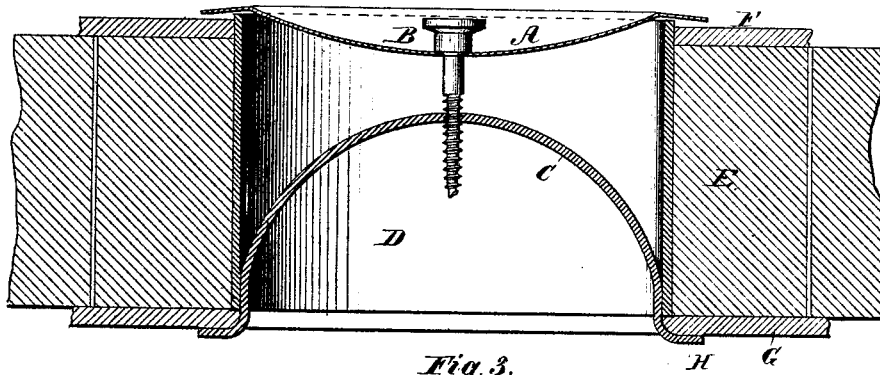
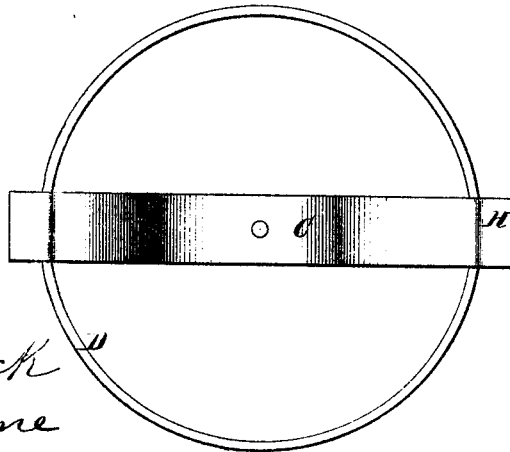


Fig. 3.



Witnesses.

J. A. Mordock  
C. S. Crane

Inventor.

D. W. Bryant

# UNITED STATES PATENT OFFICE.

DANIEL W. BRYANT, OF CHICAGO, ILLINOIS.

## IMPROVEMENT IN ATTACHMENTS FOR STOVE-PIPE THIMBLES.

Specification forming part of Letters Patent No. **183,792**, dated October 31, 1876; application filed September 23, 1876.

*To all whom it may concern:*

Be it known that I, DANIEL W. BRYANT, of Chicago, in the county of Cook and State of Illinois, have invented a new and useful Attachment to Chimney Stove-Pipe Thimbles, for the prevention of the escape of soot, smoke, and fire from the chimney-flue into the room; and I do hereby declare that the following is a full, clear, and exact description thereof, which will enable others skilled in the art to which it appertains to make and use the same, reference being had to the accompanying drawing, forming part of this specification, in which—

Figure 1 is a front elevation, showing the thimble-ring covered and the position of thumb-screw. Fig. 2 is a transverse section of same, showing a section of wall and plaster, into which the thimble-ring is built, also cover, thumb-screw, and bridge-bar; Fig. 3, a back elevation, showing thimble-ring and bridge-bar.

Similar letters of reference indicate like parts in all the drawings.

The object of my invention is to prevent the escape of soot, smoke, and fire from the chimney-flue into the room; and to that end it consists of a metallic cover held firmly in position

closely to and against the plaster on the wall by a thumb-screw passing through the center of said cover and screwed into the bridge-bar, as will be more fully understood by the description and claim.

In the drawing, A represents the metallic cover, held in position against the plaster F on the wall E (into which is built the thimble-ring D) by the thumb-screw B, passing through said cover, and screwing into the bridge-bar C, said bridge-bar having suitable ears H to bear against the plaster G on the wall E, and on inside of chimney-flue, thus clamping the cover A firmly to plaster F, thereby securing the desired end.

Having now described the construction of my device, I will proceed to specify what I claim and desire to secure by Letters Patent.

I claim—

The combination and arrangement of the thimble-ring D, the metallic cover A, the thumb-screw B, and bridge-bar C, arranged and operated substantially as and for the purpose herein set forth and shown.

DANIEL W. BRYANT.

Witnesses:

J. A. MURDOCK,  
C. S. CRANE.