

P. TULP.  
EGG-CARRIERS.

No. 183,827.

Patented Oct. 31, 1876.

Fig. 1

Fig. 2

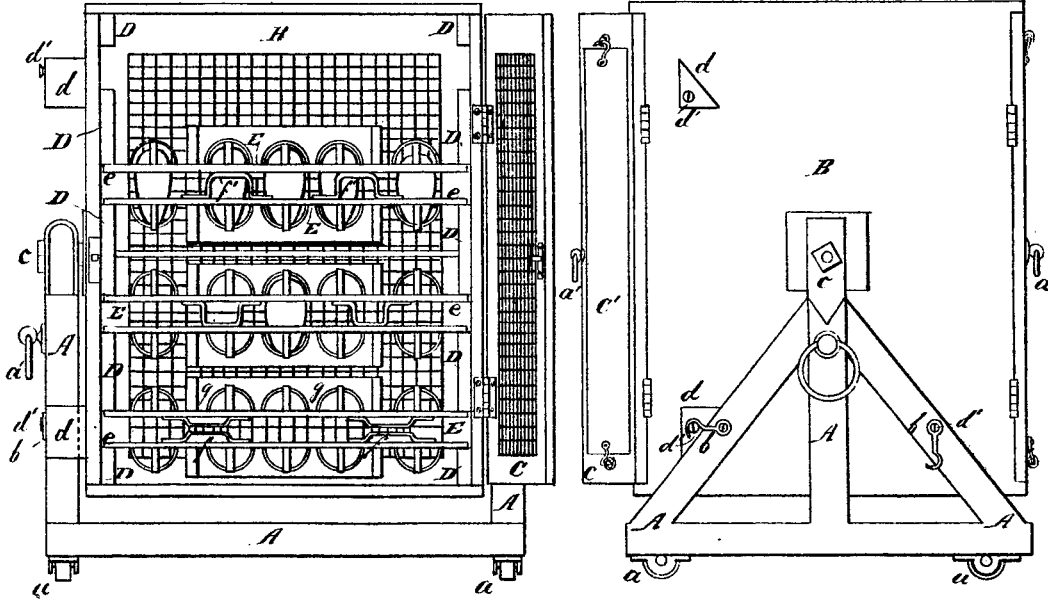
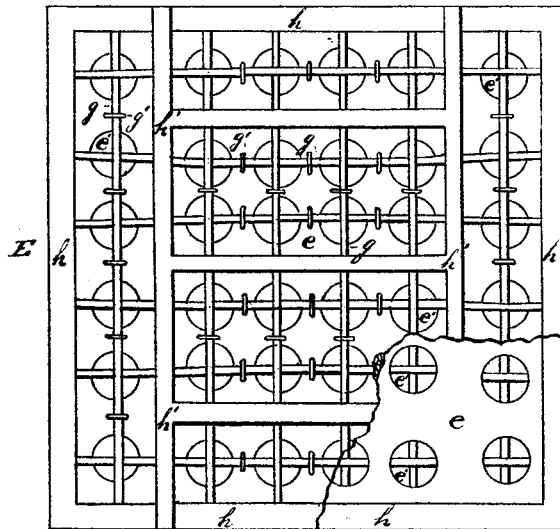


Fig. 3



WITNESSES  
*Ullman Strong,*  
*Frederic Ullmann*

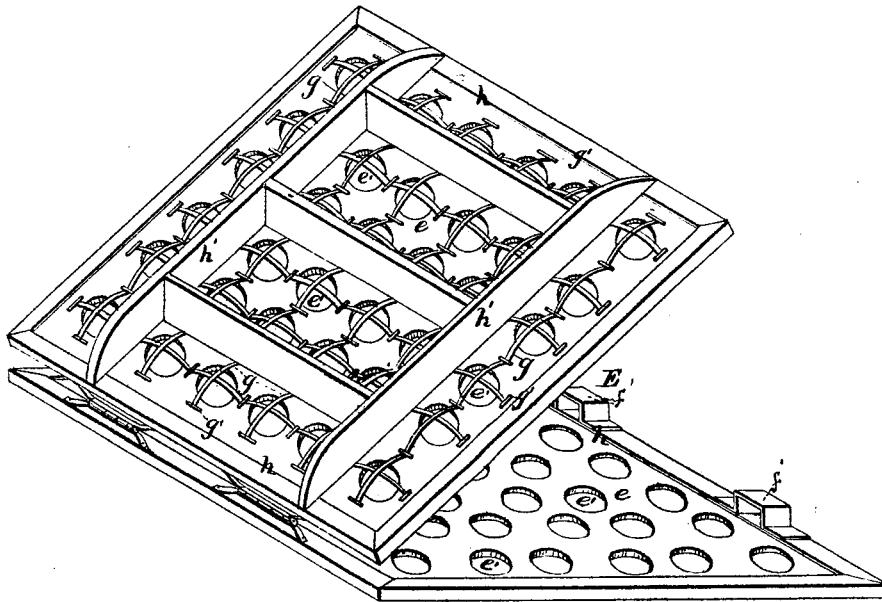
INVENTOR  
*Peter Tulp*  
By *F. F. Warner*  
*his atty.*

P. TULP.  
EGG-CARRIERS.

No. 183,827.

Patented Oct. 31, 1876.

Fig. 4.



Witnesses:  
Ullman Strong,  
Frederic Ullmann.

Inventor:  
Peter Tulp,  
By F. F. Warner  
his atty'

# UNITED STATES PATENT OFFICE.

PETER TULP, OF CHICAGO, ILLINOIS.

## IMPROVEMENT IN EGG-CARRIERS.

Specification forming part of Letters Patent No. 183,827, dated October 31, 1876; application filed August 31, 1876.

*To all whom it may concern:*

Be it known that I, PETER TULP, of Chicago, in the county of Cook and State of Illinois, have invented certain new and useful Improvements in Egg-Preserving Devices, of which the following is a full, clear, and exact description, which will enable others skilled in the art to which my invention appertains to make and use the said improvements, reference being had to the accompanying drawing, forming a part hereof, and in which—

Figure 1 represents a front elevation of an egg-preserving case embodying my invention; Fig. 2, an end elevation of the same, and Fig. 3 a top or plan view of one of the trays. Fig. 4 is a perspective view of the tray partly open.

Like letters of reference indicate like parts.

In the drawing, A represents the supporting-frame of the egg-holding box or case. I deem it preferable to mount this frame on casters, as shown at *a a*, and to provide it with one or more rings or handles, *a'*, to admit of the frame and the parts supported by it being moved from place to place with facility. I also provide the frame with the hooks or catches *b b*, for the purpose hereinafter referred to. B is the box or case in which the eggs are inclosed. This box or case is centrally pivoted to the frame A, as represented at *c*, and the pivot and its bearing should be made of iron or other hard metal, and firmly attached to the parts to which they are applied. *d d* are blocks or stops on the case B. These stops are so arranged that one of them will always rest against the frame A, and are provided with pins *d'* adapted to be then engaged by one of the hooks or catches *b b*, the object of the hooks and pins being to retain the case in an upright position at each half-turn on its pivot. The frame A is adapted to permit the case to be turned in this manner, and the position of the blocks *d d* when arranged to admit of a half-turn of the case, is clearly indicated in Fig. 2. C C are doors hinged to opposite sides of the case. These doors consist of frames, to which wire-cloth or other equivalent material is applied, as represented in Fig. 1. C' C' are removable panels. D D are cleats or rails arranged parallelly on opposite sides of the interior of the case. E E are trays to receive the eggs. I deem it best, in order to

secure lightness, to make the trays of paste-board, straw-board, or tar-board. They may, however, be made of veneer, or even of sheet metal when the weight of the latter is not too great. Each tray consists of two parts, *e e*, having therein the openings *e' e'* to receive the ends of the eggs. These parts are hinged together by means of the hinges *f f* constructed to hold the parts *e e* at such a distance from each other when closed or folded as to prevent them from being supported by the eggs. The edges opposite the hinges may be thus supported by means of the supports *f' f'*. Arranged across the openings *e' e'* are the soft or flexible bands or loops *g g*, secured to the parts *e e* by means of the small staples *g' g'*, which should be clinched after being driven through the said parts. The loops *g g* cross each other, as shown, and should be fastened to each other at the point of crossing, so as to firmly support the eggs. Any netting firmly secured to the trays and arranged across the openings therein, so as to form a soft or flexible sack to receive the eggs, will answer the same purpose as the loops already described. In order to stiffen and strengthen the trays when they are made of pasteboard, straw-board, or tar-board, I bind them with sheet metal about the edges, as represented at *h h*, and apply to the exterior sides of the trays the cross-pieces *h' h'*.

The eggs should be packed in the trays by arranging them endwise in the openings *e' e'*, the trays being opened or unfolded for that purpose. The trays should then be closed and arranged on the cleats D D. It will be perceived that the trays are removable, and that the trays not removed will be held firmly in place by the supporting-cleats. Provision should be made for locking or fastening the doors C C. The case and contents may be readily reversed, so that the yolks of the eggs will thus be prevented from settling to the shells and injuring the quality of the eggs. The eggs may be shipped in the cases now described, as well as stored and ventilated therein. When the case is made very large, it may be divided by partitions.

Having thus described my invention, what I claim as new, and desire to secure by Letters Patent, is—

1. An egg preserving and ventilating case, consisting of a ventilated box pivoted to a supporting-frame, and having cleats or grooves to support removable egg-receiving trays independently, one above the other, when the position of the box is reversed from time to time, for the purpose specified.

2. The trays E E, consisting of the parts *e* *e* hinged to each other, and having therein the egg-receiving openings *e' e'*, and provided with the soft or flexible loops or egg-supporters *g g*, in combination with a box or case adapted to receive the said trays, substantially as and for the purpose specified.

3. In combination, the supporting-frame A and the box or case B, pivoted to the said frame, and provided with the stops *d d*, arranged as described, and also with cleats or grooves for supporting removable egg receiving and supporting trays, substantially as and for the purposes specified.

PETER TULP.

Witnesses:

F. F. WARNER,  
ULLMAN STRONG.