

B. F. FRAZIER.

HALTERS.

No. 183,918.

Patented Oct. 31, 1876.

Fig. 1.

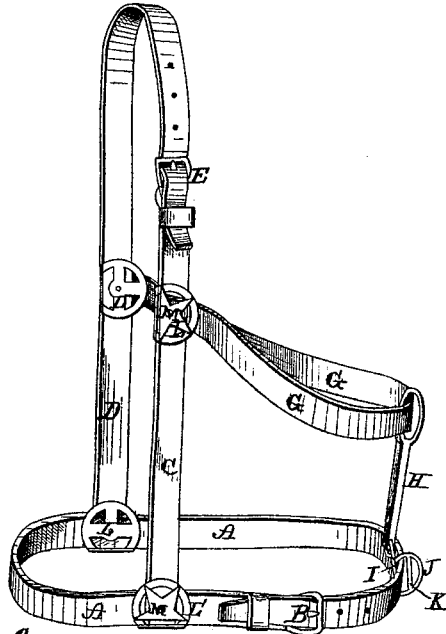


Fig. 2.

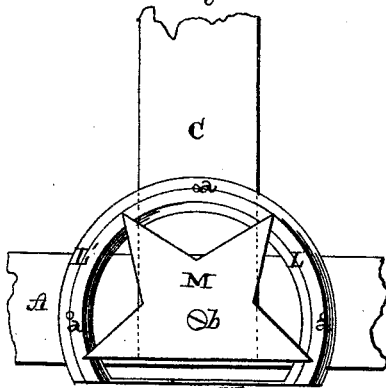
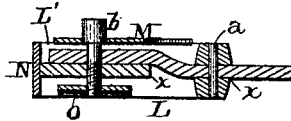


Fig. 3.



WITNESSES. N

J. W. Garner
F. M. Burrham

INVENTOR.
B. F. Frazier
per
F. A. Lehmann, Atty.

UNITED STATES PATENT OFFICE

BENJAMIN F. FRAZIER, OF GRAND RAPIDS, WISCONSIN.

IMPROVEMENT IN HALTERS.

Specification forming part of Letters Patent No. 183,918, dated October 31, 1876; application filed September 2, 1876.

To all whom it may concern:

Be it known that I, BENJAMIN F. FRAZIER, of Grand Rapids, in the county of Wood and State of Wisconsin, have invented certain new and useful Improvements in Clasps for Halters; and I do hereby declare the following to be a full, clear, and exact description of the invention, such as will enable others skilled in the art to which it pertains to make and use it, reference being had to the accompanying drawings, which form part of this specification.

The nature of my invention consists in the construction and arrangement of a clasp for a halter, as will be hereinafter more fully set forth.

In the annexed drawings, which fully illustrate my invention, and as applied to a halter, A represents the nose-strap, provided with a buckle, B, at one end, so that said strap can be shortened or lengthened, as may be required for different-sized horses.

At suitable points on the nose-strap A are connected two straps, C and D, which form the cheek-pieces of the halter. The strap C is provided at its end with a buckle, E, and the strap D passes over the neck of the horse, and fastens in the buckle E on the other side. The two straps C and D are connected by a strap, G, passing under the chin of the horse. On this latter strap slides the chin-tug H, by having a loop formed in its end. The other end of the chin-tug has a wire loop, I, fastened in it, and this wire loop is formed with a half-circle, J, with a bar, K, running across it to slide on the nose-strap A.

In this halter there are four harness-buckles used—two to connect the straps C and D to the nose-strap A, and two to connect the strap G to the straps C and D. These buckles are all constructed alike, and each buckle consists of two semicircles, L L', the ends of which are connected by a spring-plate, N, as shown.

By making the plates a little over half a

circle, and uniting their ends by means of the plate N, a square flat edge is formed just beyond the edge of the strap, as shown in Figs. 2 and 3. Were the plates not thus formed, they would project far out over the edge of the strap, thus not only forming cutting-edges, but an unsightly appearance. The plate N not only closes over the edges, but gives the clasps a finished neat appearance; at the same time it adds strength.

The circles are so constructed that when placed together, slots *xx* are formed for the passage of the straps, one slot near each end, and one near or in the center. On the under semicircle L, in each slot, is a pin, *a*, that projects up into a hole made for that purpose in the upper or outer semicircle L', and said pins pass through holes in the straps. The two parts of the buckle are united by means of a screw, *b*, passing through a center plate or bar, M, on the outer circle L', through the two straps, and screwing into a center plate or bar, O, on the under circle L.

By this construction and mode of connecting, the buckle can be easily taken apart, when necessary for repairs, by simply removing the center screw *b*. By the mode of cutting and arranging the straps forming the halter, a great saving in both time and stock is effected.

Having thus fully described my invention, what I claim as new, and desire to secure by Letters Patent, is—

The combination of the two parts L L', provided with grooves or slots *x* and plate N, rivets *a*, adapted to pass through the straps, spring-plates M O, and clamping-screw *b*, all constructed and operating substantially as shown.

In testimony that I claim the foregoing I have hereunto set my hand and seal this 22d day of August, 1876.

BENJAMIN F. FRAZIER. [L. S.]

Witnesses:

H. W. LORD,
L. B. COMPTON.