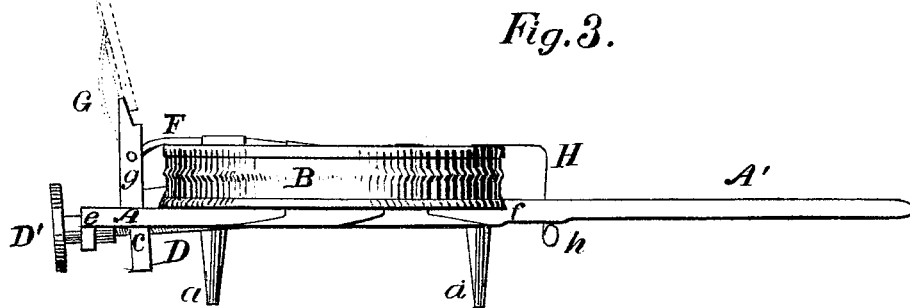
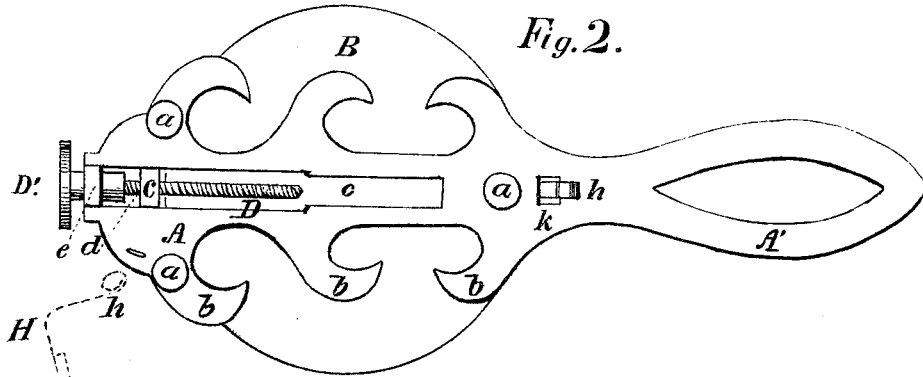
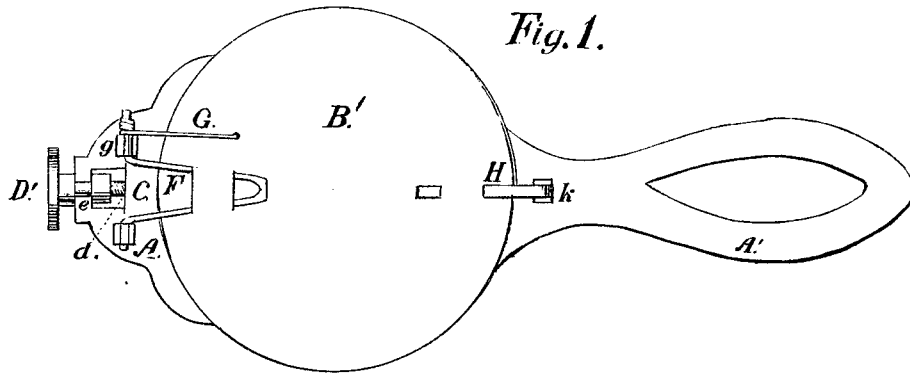


R. LATREILLE.

BLACKING-BOX HOLDERS.

No. 183,945.

Patented Oct. 31, 1876.



WITNESSES  
*No. H. Boyle*  
*Jno. D. Madigan*

INVENTOR  
*Robert Latreille,*  
*by Louis Baggevol,*  
ATTORNEYS

# UNITED STATES PATENT OFFICE.

ROBERT LATREILLE, OF BALTIMORE, MARYLAND.

## IMPROVEMENT IN BLACKING-BOX HOLDERS.

Specification forming part of Letters Patent No. **183,945**, dated October 31, 1876; application filed June 5, 1876.

*To all whom it may concern:*

Be it known that I, ROBERT LATREILLE, of Baltimore, in the county of Baltimore and State of Maryland, have invented certain new and useful Improvements in Standards or Holders for Blacking-Boxes; and I do hereby declare that the following is a full, clear, and exact description thereof, which will enable others skilled in the art to which it appertains to make and use the same, reference being had to the accompanying drawing, which forms a part of this specification.

This invention relates to that class of devices that are used for holding boxes containing shoe-blackening in a convenient manner, so as not to soil the fingers during the operation of blacking; and it consists in the construction and arrangement of parts, as hereinafter more fully explained.

In the drawing hereto annexed, Figure 1 is a top plan. Fig. 2 is a bottom plan, and Fig. 3 is a side elevation.

Similar letters of reference indicate corresponding parts in all the figures.

A is the base-plate, having a handle, A', and three or more downward projections, *a*, forming the legs. The plate A may be of any desired ornamental configuration, and, with its handle A' and feet *a*, is preferably made of iron or other metal, and cast in one piece. *b* denotes arms or brackets projecting horizontally from plate A, to form supports for the box B.

The plate A is slotted longitudinally, as shown at *c*, so as to form a guide for the slide-clamp C. The latter has a screw-threaded perforation, *d*, through which passes the thumb-screw D, that has its bearings, at *e*, in the end of the plate A, as shown, and is operated by a button, D'. The opposite end of the handle has an offset or shoulder, (denoted by *f*;) against which one side of the box B rests, while the other side is kept in place by the slide-clamp C, operated by the screw D.

By this arrangement, it will be seen that the same base-plate may be used for boxes differing in size, as the clamp C may be ad-

justed so as to hold the box firmly by the rim, between it and the shoulder *f*. This adjustment is easily effected by operating the thumb-screw D, which can be done without soiling the fingers.

To the lid of the box B (denoted by B') is affixed a wire bail, F, pivoted in upright arms *g* on the plate A. G is a wire spring affixed at one end in the base-plate A, and at the other in the lid B', its coiled part (denoted by *h*) surrounding that part of the bail F which projects beyond the upright *g*, in which it is pivoted. H is a spring-catch, consisting of a piece of tempered steel, bent at right angles and coiled so as to form a button, *i*, by which it is retained in its place in the slot *k*, arranged in the base-plate A at the intersection of its handle.

The object of spring G is to open the lid B', when this is relieved of its hold upon handle A' by the spring-catch H, so as not to necessitate opening the box by prying the lid open along the rim with the fingers.

The advantages of my improved standard, herein described, are cheapness and durability of construction; convenience in use, as one standard may be used for various sizes of boxes by operating only a single screw; and, finally, cleanliness, inasmuch as the box is used without there being any danger of the fingers coming in contact with the contents.

Having thus described my invention, I claim and desire to secure by Letters Patent of the United States—

The holder for blacking-boxes herein described, consisting of the slotted base-plate A, thumb-screw D, slide-clamp C, uprights *g*, bail F, and spring G, all combined to operate substantially as set forth, as an article of manufacture.

In testimony that I claim the foregoing as my own I have hereto affixed my signature in presence of two witnesses.

ROBERT LATREILLE.

Witnesses:

WILLIAM C. WIMEK,  
JOHN F. POLE.