

E. S. WHEELER.

BUTTONS.

No. 183,996.

Patented Oct. 31, 1876.

Fig 1

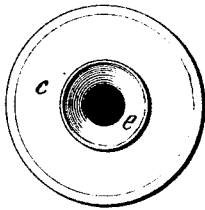


Fig 4




Fig 3


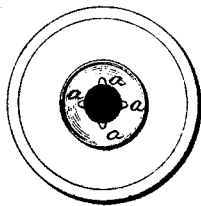


Fig 2



Fig 5



Witnesses.

J. H. Channing  
Clara Broughton.

Elonzo S. Wheeler  
Inventor

By atty.

Wm. S. Crade

# UNITED STATES PATENT OFFICE.

ELONZO S. WHEELER, OF WESTPORT, CONNECTICUT, ASSIGNOR OF ONE-HALF HIS RIGHT TO JONATHAN E. WHEELER, OF SAME PLACE.

## IMPROVEMENT IN BUTTONS.

Specification forming part of Letters Patent No. **183,996**, dated October 31, 1876; application filed May 6, 1876.

*To all whom it may concern:*

Be it known that I, ELONZO S. WHEELER, of Westport, in the county of Fairfield and State of Connecticut, have invented a new Improvement in Buttons; and I do hereby declare the following, when taken in connection with the accompanying drawings and the letters of reference marked thereon, to be a full, clear, and exact description of the same, and which said drawings constitute part of this specification, and represent in—

Figure 1, a rear view of the button with the collar attached; Fig. 2, a central section of the same; Fig. 3, the rivet used for securing the button; Fig. 4, a sectional view, showing the button as secured by the rivet; and in Fig. 5, a rear view of button and collar as usually attached.

This invention relates to an improvement in that class of buttons which are secured to the garment by means of a rivet or similar fastener, and specially to that class which have a collar between the garment and the button, so as to leave a space beneath the button, into which the attached part may be conveniently placed.

The usual method of attaching the collar has been to form several points in the button back and turn them outward within the collar, as denoted at *a*, Fig. 5.

In introducing the rivet from the back side through the fabric into the button, the end of the rivet (which is tubular and divided, as seen in Fig. 3) is liable to strike these points *a*, and thus be deflected from its course, or crushed before entering within the button.

The object of this invention is principally to obviate this difficulty; and it consists in turning the inner edge of the collar within the perforation of the button, as more fully hereinafter described.

The button is composed of an outer disk, *b*, and an inner disk, *c*, the inner disk centrally perforated, and the outer generally depressed to form a central conical surface, *d*. The collar *e* is of cup shape, formed from sheet metal, and is placed over the perforation of the disk *c*, and its center split or divided, and this divided edge or points turned over onto the inside of the disk *c*, as seen in Fig. 2, sufficiently to retain the disk in that position. This leaves the interior of the collar smooth and free, as seen in Fig. 1.

The button is placed upon one side of the material or garment, and from the other the rivet, Fig. 3, is inserted through the material, its divided end passing freely through the central perforation in the collar, and striking the conical center in the button, the ends are turned outward to pass between the two disks and over the inner edges or points of the collar, as seen in Fig. 4, the collar *e* indicated in solid black.

I do not wish to be understood as claiming the rivet, or constructing the button so that the ends of the rivet may be turned outward in forcing the rivet into the button, as such may be found in my previous patents; but

What I do claim, and desire to secure by Letters Patent is—

In combination with the button constructed with a central perforation through the back, the collar *e*, secured to the back by turning the center of the collar through the said perforation, and between the back and front, substantially as described.

ELONZO S. WHEELER.

Witnesses:

W. S. ROGERS,  
H. ALLEN.