

J. G. HITCHCOCK.  
SCARFS.

No. 184,151.

Patented Nov. 7, 1876.


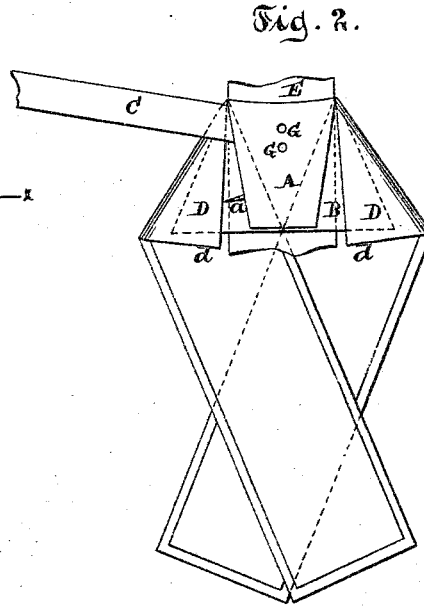
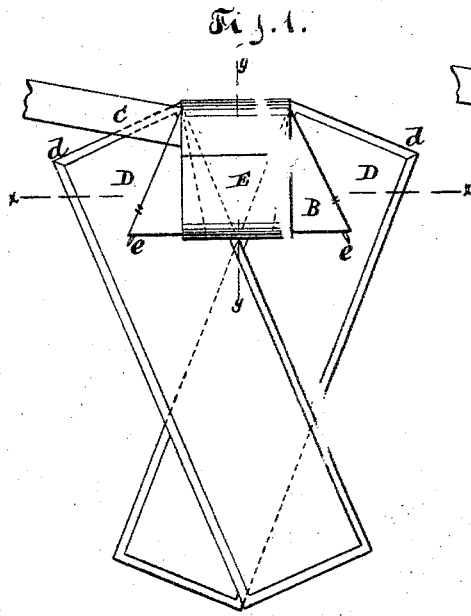


Fig. 4.


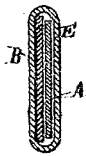


Fig. 5.



Witnesses.  
Otto Imfeldt  
Robt. E. Miller.

Inventor.  
John B. Hitchcock  
by  
Van Santvoord & Hauff  
his attorneys.

# UNITED STATES PATENT OFFICE.

JOHN G. HITCHCOCK, OF MAMARONECK, NEW YORK.

## IMPROVEMENT IN SCARFS.

Specification forming part of Letters Patent No. 184,151, dated November 7, 1876; application filed September 2, 1876.

*To all whom it may concern:*

Be it known that I, JOHN G. HITCHCOCK, of Mamaroneck, county of Westchester, and State of New York, have invented a new and useful Improvement in Scarfs, which improvement is fully set forth in the following specification, reference being had to the accompanying drawing, in which—

Figure 1 represents a rear view of my scarf, the corners of the tabs being turned out to the full extent. Fig. 2 is a similar view, showing the center piece inserted in the channel provided for it, but not yet bent over the top of the scarf-frame. This view shows the corners of the tabs turned in. Fig. 3 is a cross-section in the line *xx* of Fig. 1. Fig. 4 is a rear view of a center piece detached from the scarf. Fig. 5 is a section in the line *yy*.

Similar letters indicate corresponding parts.

My invention consists, in combination with the foundation-plate of the neck-tie and the tabs, of a movable center piece secured around the foundation-plate, and held in place in a channel formed between the tabs and said foundation-plate.

In the drawing, the letter *A* designates the shield of my scarf, which is secured to a foundation-plate, *B*, and to the under side of which plate is attached the neck-band *C*, the loose end of which, after having been passed round the neck, is carried through between the shield and the foundation-plate, and fastened in the scarf-needle *a*, that is secured to the shield. The tabs *D D* are fastened to the foundation-plate *B* by stitching or otherwise, so as to leave a channel for the center piece *E* in front of the foundation-plate, between it and the tabs.

The center piece is made with its ends arranged to be attached to each other by hooks or eyes, or by stitching or other means, as shown in Fig. 1, or with its ends so arranged that either end can be fastened at the rear of the scarf. In the latter case I secure to each end of the center piece, on its inside, hooks *F F'*, and after the center piece has been passed through the channel between the foundation-plate and the tabs the upper end is bent over the top of the scarf-frame, and the hook *F* is caused to engage with either one of a series of eyelet-holes, *G*, in the shield *A*. If the bight of the center piece, where it is bent over the

frame, has become worn, its end is unhooked, and after the center piece has been drawn up or down a short distance the hook is caused to engage with another one of the holes in the shield. By this operation the worn-out portion of the center piece is drawn behind the shield. In the example shown by the drawing only two holes, *G*, are shown; but it is obvious that the number of such holes may be increased. After one end of the center piece has become worn out the whole piece is reversed, so as to bring the hook *F'* on the top; and the scarf can be worn for a long time without losing its elegant appearance.

If the center piece is provided with hooks and eyes or other means of attaching the ends to each other, as shown in Figs. 1 and 5, I pass the same (before its ends are connected to each other) through the channel between the tabs and the foundation-plate; then I connect their ends to each other, so as to form an endless belt, as shown in those figures.

It will be readily seen that by means of my invention the center piece can be moved in the channel at pleasure, so that, if one portion thereof has become worn, such portion can be moved behind the shield, and that the face of the center piece, which is exposed to view, preserves a clean and elegant appearance for a long time. Moreover, my invention of detachable center piece enables me to detach the center piece from the scarf and substitute a fresh one at the pleasure of the wearer, so that when the center piece is worn out the scarf need not be laid aside, but can be continued in use by supplying a new center piece.

The tabs *D D* are provided with corners *d d*, which are left extended when the scarf is to be worn with a turn-down collar, or when that style of wearing the scarf is desirable; but when the scarf is to be worn with a stand-up collar, or whenever it may be desirable to alter the style of the scarf, said corners are turned down and fastened on needles *e e*, or other equivalent fastening devices, which, in this example, are secured for this purpose in the edges of or on the foundation-plate in any suitable position.

It is evident that the corners of the tabs can be folded over to a greater or less extent to suit the taste or figure of the wearer, and

be fastened on the needles with equal facility, whether folded to a greater or less extent.

What I claim as new, and desire to secure by Letters Patent, is—

1. In combination with the foundation-plate B and the tabs D D, secured thereto, as described, the center piece E, surrounding said plate, and held in place in the channel between the tabs and plate, substantially as described.

2. The combination of needles or other equivalent fastening devices *e e*, arranged on the

rear of a scarf, with the corners *d d* of the tabs of the scarf, substantially as and for the purpose shown and described.

In testimony that I claim the foregoing I have hereunto set my hand and seal this 26th day of August, A. D. 1876.

JOHN G. HITCHCOCK. [L. S.]

Witnesses:

H. K. THOMAS,

J. VAN SANTVOORD.