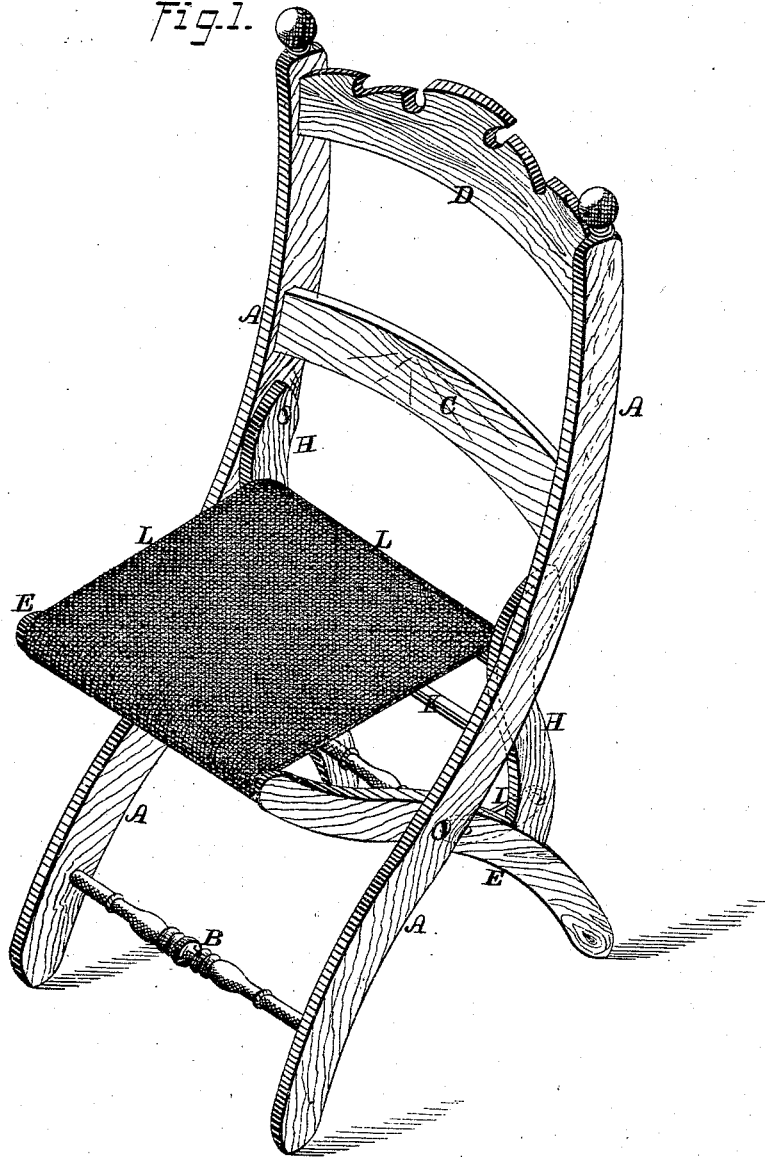


W. H. STERNBERG.
FOLDING-CHAIRS.

No. 184,185.

Patented Nov. 7, 1876.

Fig. 1.



WITNESSES:
Jas. C. Hutchinson
Wm. Johnson

INVENTOR.
W. H. Sternberg, by
Quinlan & Co. Attys

W. H. STERNBERG.
FOLDING-CHAIRS.

No. 184,185.

Patented Nov. 7, 1876.

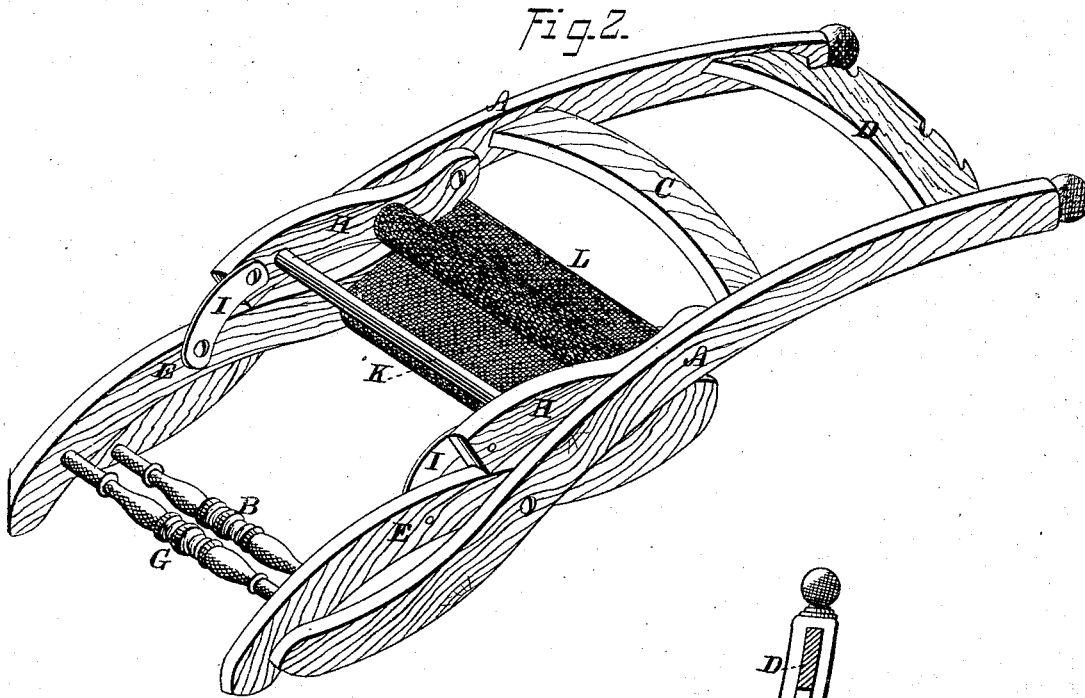


Fig. 2.

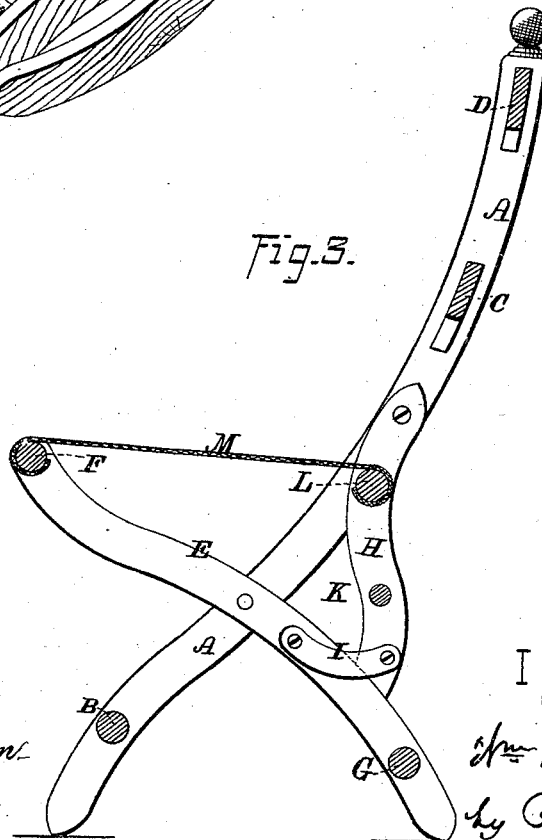


Fig. 3.

WITNESSES=

Jack Hutchinson.
Wm. A. Johnson.

INVENTOR.

W. H. Sternberg.
by Prindle & Lee
his attorneys

UNITED STATES PATENT OFFICE.

WILLIAM H. STERNBERG, OF NORWICH, NEW YORK.

IMPROVEMENT IN FOLDING CHAIRS.

Specification forming part of Letters Patent No. 184,185, dated November 7, 1876; application filed October 5, 1876.

To all whom it may concern:

Be it known that I, W. H. STERNBERG, of Norwich, in the county of Chenango and in the State of New York, have invented certain new and useful Improvements in Folding Chairs; and do hereby declare that the following is a full, clear, and exact description thereof, reference being had to the accompanying drawings, making a part of this specification, in which—

Figure 1 is a perspective view of my improved chair, arranged for use. Fig. 2 is a like view of the same folded together and arranged for storage; and Fig. 3 is a vertical central section upon a line passing from front to rear.

Letters of like name and kind refer to like parts in each of the figures.

The design of my invention is to increase the strength and efficiency of the class of chairs to which it relates; and to this end it consists in the peculiar construction and combination of the parts which constitute the folding frame of the chair, substantially as and for the purpose hereinafter specified.

In the annexed drawing, A and A represent two bars, which have, preferably, the longitudinal conformation shown in Fig. 2, and are connected together in parallel lines by means of a rung, B, which is secured to and extends between their lower ends, and two slats, C and D, that are placed respectively above the longitudinal center, and at the upper ends of said bars. Pivoted upon the inner face of each bar A, below its longitudinal center, is a bar, E, which has about one-half the length of the former, and has the same longitudinal shape as the lower portion of said bar A, but is arranged with its curves opposite to those of the latter.

The bars E and E are connected together at their upper and lower ends by two rungs, F and G, respectively, and are therefore compelled to move together upon their pivotal bearings. Pivoted at one end upon the inner face of each

bar A, at or slightly above its longitudinal center, is a bar, H, which, from thence, extends downward, and, at its lower end, rests upon the upper rear edge of the bar E. A metal link or bar, I, is pivoted at one end upon the inner face, at the lower end of said bar H, and from thence, extending forward and slightly upward in a curve, has its opposite end pivoted upon the inner face of said bar E. A rung, K, extending between the lower portions of the brace-bars H and H, and a second rung, L, extending between the upper portions of the same, completes the frame of my chair. A seat, M, composed of cloth or other flexible material, is secured around and extends between the rungs F and L. The braces H and H afford a perfect support for the back, and insure the relative position of parts when under the pressure that is caused by the weight of a person, any increase in such weight operating to cause said parts to bear more firmly, and to render the chair more inflexible. If desired, an upholstered or a wooden seat may be substituted for that described.

The chair shown possesses an unusual degree of strength without material increase in weight over chairs of ordinary construction.

Having thus fully set forth the nature and merits of my invention, what I claim as new is—

In combination with the bars A and E, which are pivoted together, as shown, the brace-bar H, pivoted at its upper end to or upon said bar A and having its lower end connected to or with said bar E by means of the link I, in the manner and for the purpose substantially as specified.

In testimony that I claim the foregoing I have hereunto set my hand this 15th day of September, 1876.

WILLIAM H. STERNBERG.

Witnesses:

W. H. GUNN,
C. H. BUTTON.