

J. BUSSERT.
 PORTABLE-FENCE.

No. 184,227.

Patented Nov. 14, 1876.

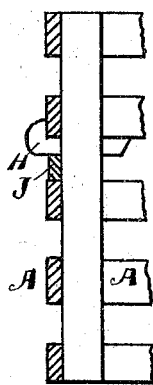
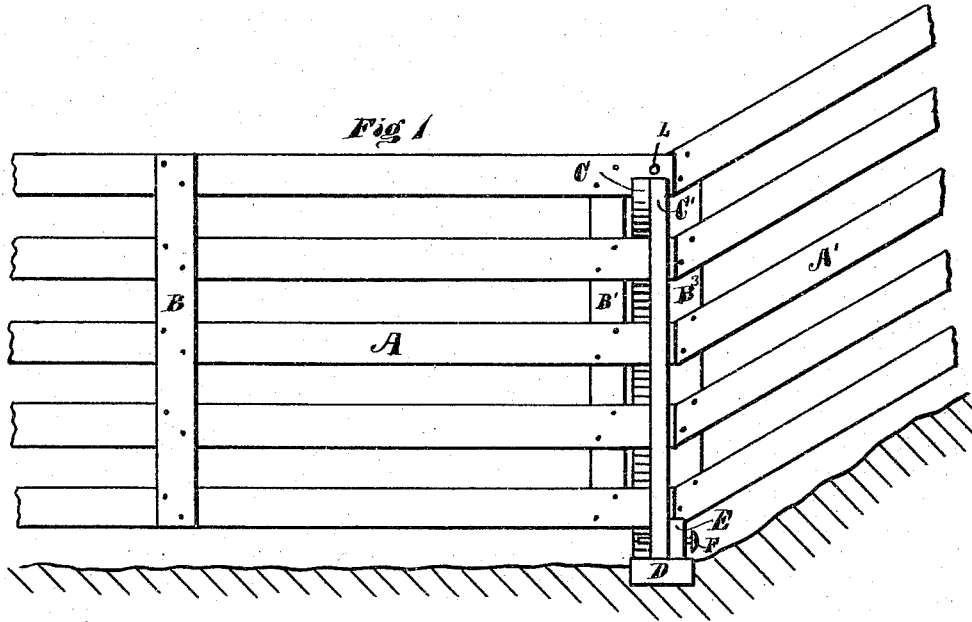


Fig 4

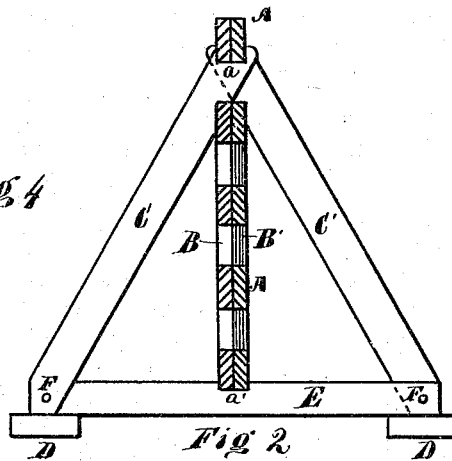


Fig 2

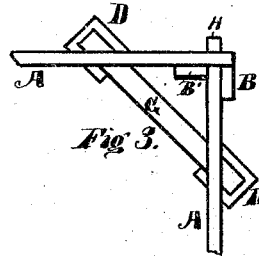


Fig 3

Witnesses
 E. O. Whitney
 J. C. Smith

Inventor
 John. Bussert.
 Per E. O. Whitney, his atty

UNITED STATES PATENT OFFICE.

JOHN BUSSERT, OF FULTON COUNTY, INDIANA.

IMPROVEMENT IN PORTABLE FENCES.

Specification forming part of Letters Patent No. 184,227, dated November 14, 1876; application filed March 20, 1876.

To all whom it may concern:

Be it known that I, JOHN BUSSERT, of Fulton county, State of Indiana, have invented a new and useful Portable-Fence Support, of which the following is a description, reference being had to the accompanying drawings.

The object of my invention is to firmly support the panels of a fence in any position, and to unite the ends of two panels so as to form a corner of any required angle.

Figure 1 represents my improved braces as supporting a level and elevated panel of a fence. Fig. 2 is an end view of two panels united and supported by my improved braces. Fig. 3 represents a plan view of a corner formed of two panels. Fig. 4 is a side elevation of the corner of two panels, showing the manner in which they are united and held fast.

A represents the panel of the fence, made with slat-boards in the usual manner, and bound together by means of the upright cross-bars B B¹ B². Two of these bars are on one side of the panel, and one on the other side; and the ends of the panels, when united, are set side by side, with a cross-bar, B, on each side; and between the bars B, at the union of the two panels, are located the braces C C'. The upper ends of each are notched out to receive and hold fast the two upper rails A of the panels, as shown in Figs. 1 and 2. The lower rails of the panels are also held in a notch formed in the base-piece E, as shown at a' in Fig. 2. The outer ends of the base-piece E are supported on stone, blocks of wood or bricks D, which are embedded in the ground, and, when in their proper places, then the panels A are placed in the notch a' of the bottom piece E. Then the notched ends a of the braces C C' are inserted between the top rail and the rail below, and, after being slipped onto the rails, the lower ends of the braces C and C' are secured, by means of pins F, to each end of the base-piece E, in the manner shown in Fig. 2, thus forming a strong and durable support for the fence.

When it is desired to extend the fence over hills or down hills, the panels on the side of the hills must be made to conform with the shape, as at A' in Fig. 1, or the reverse. The upper and lower rails are then notched out to fit the notches a' of the base-piece E, and the notches a at the top of the braces C C', and when united, as shown in the drawings, are secured by pins L.

When it becomes necessary to form a corner of the fence, the panels are united, as shown in Figs. 3 and 4. In Fig. 3 it will be seen that the corner base-piece G is provided with top notches at the proper angles to receive the lower rails of the fence, and between the rails is arranged a notched piece of wood, H, which is attached to one panel and hooks onto the corresponding rail of the other panel, and is there secured by means of the wedge J, as shown in the drawings.

I am aware of the patent to S. G. Burke, July 29, 1873, for "portable fence," in which he claims, "In combination with the panels A A, the panel-support consisting of the notched sill B, the notched braces C C, attached thereto, and a key-wedge, D, arranged substantially," &c.; and such a combination I do not claim.

What I claim as new, and wish to secure by Letters Patent, is—

In combination, two panels of a fence set at any angle, and united by the hook H, secured to one panel, said hook H being arranged to interlock with one rail on the other panel, and secured by the key J, in the manner shown, for the purposes specified.

In testimony whereof I have signed my name to this specification in the presence of two subscribing witnesses.

JOHN BUSSERT.

Witnesses:

D. W. LYON,
SIDNEY KEITH.