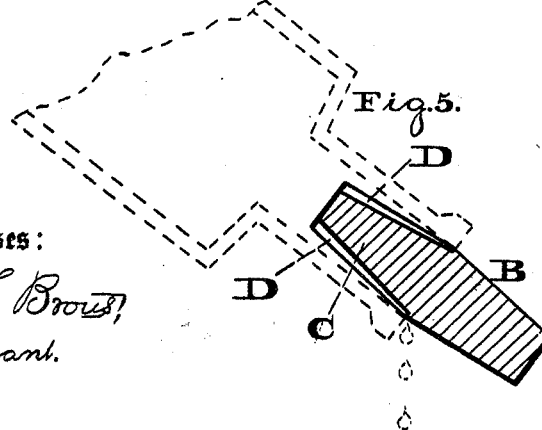
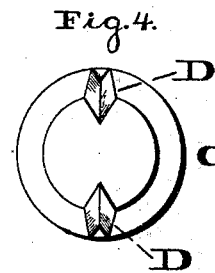
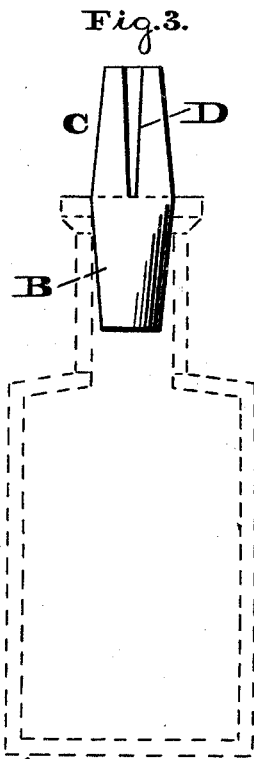
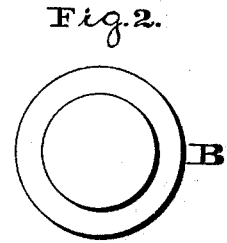
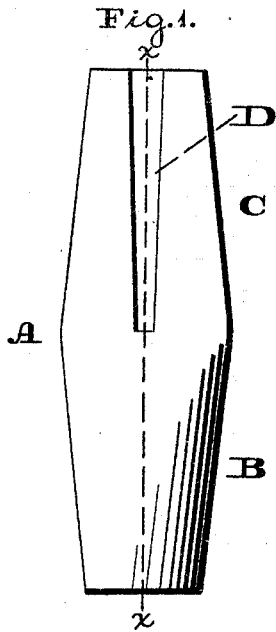


J. A. ARMSTRONG.

COMBINED STOPPER AND DROPPER FOR BOTTLES.

No. 184,315.

Patented Nov. 14, 1876.



Witnesses:
Lewis F. Brown,
No. P. Grant.

Inventor:
James A. Armstrong,
by
John A. Anderson
Attorney.

UNITED STATES PATENT OFFICE.

JAMES A. ARMSTRONG, OF CAMDEN, NEW JERSEY.

IMPROVEMENT IN COMBINED STOPPER AND DROPPER FOR BOTTLES.

Specification forming part of Letters Patent No. 184,315, dated November 14, 1876; application filed October 13, 1876.

To all whom it may concern:

Be it known that I, JAMES A. ARMSTRONG, of the city and county of Camden and State of New Jersey, have invented a new and useful Improvement in a Combined Stopper and Dropper; and I do hereby declare the following to be a clear and exact description of the nature thereof, sufficient to enable others skilled in the art to which my invention appertains to fully understand, make, and use the same, reference being had to the accompanying drawings, making part of this specification, in which—

Figures 1 and 3 are side views of the device embodying my invention. Figs. 2 and 4 are views of opposite ends. Fig. 5 is a central section in line *x x*, Fig. 1.

Similar letters of reference indicate corresponding parts in the several figures.

My invention consists of a device combining a bottle stopper and dropper, whereby provision is made in one for closing bottles and dropping the contents thereof by inversion and proper application of the device.

Referring to the drawings, A represents a piece of rubber, cork, or other suitable material, which, from at or about the center of the piece, extends conical in opposite directions, so as to form a double-conical piece, of which one portion, B, constitutes a stopper. The other portion, C, is formed on its sides with grooves D, which extend from the end of said portion to or toward the portion B.

The operation is as follows: When a bottle is to be closed the portion B will be inserted into the mouth thereof, after the manner of an

ordinary stopper or cork, (see Fig. 3,) and it may be tightly held therein. When a dropper is required, remove the stopper, reverse the piece, and insert the grooved portion C into the mouth of the bottle, as seen in Fig. 5, pressing the piece so that said portion C will be securely held. Now partially invert the bottle, holding it so that one of the grooves D will be above the spoon, cup, or other vessel to receive the drops, and the fluid contents will drop regularly from the outer end of said groove or grooves.

It will be seen that I provide a useful, simple, and inexpensive device for the purpose intended, and one that can be easily and quickly cleansed. Another advantage is, that either of the portions, B or C, will be in the mouth of the bottle, thus dispensing with two separated parts, and avoiding liability of loss of either.

Having thus described my invention, what I claim as new, and desire to secure by Letters Patent, is—

1. The combined device consisting of a stopper and dropper at opposite ends, whereby, by a reversed position, either member may be inserted in the bottle, substantially as and for the purpose set forth.

2. The stopper B and dropper CD, combined and operating substantially as and for the purpose set forth.

JAMES A. ARMSTRONG.

Witnesses:

JOHN A. WIEDERSHEIM,
H. E. HINDMARSH.