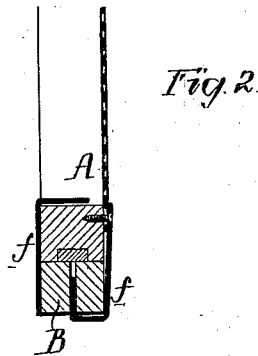
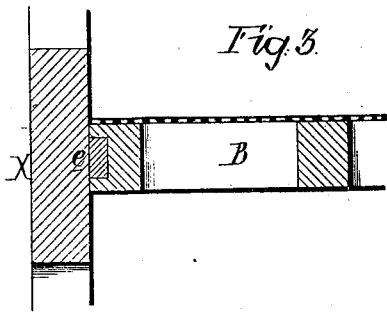
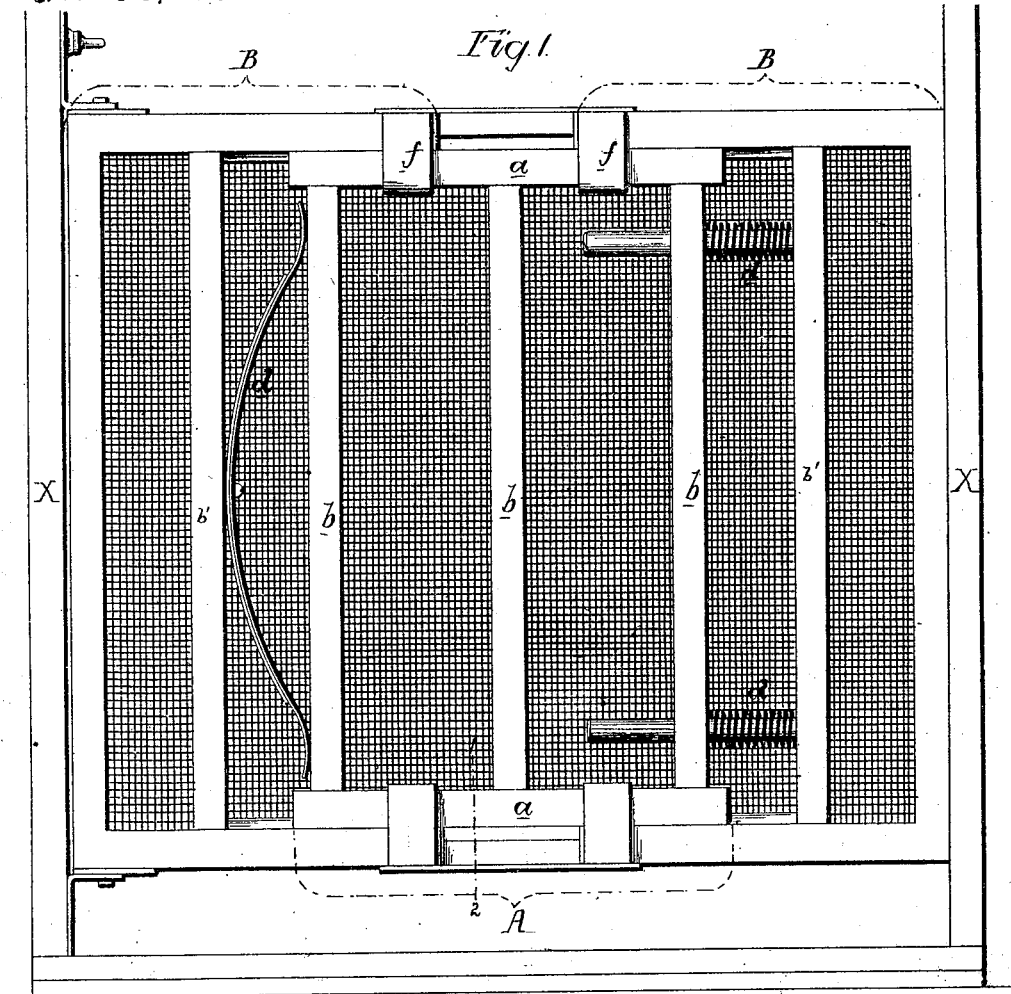


W. McARTHUR.
WINDOW-SCREENS.

No. 184,405.

Patented Nov. 14, 1876.



Witnesses
Lester Howson, Jr.
Harry Smith

William McArthur
by his Attorneys
Howson and my

UNITED STATES PATENT OFFICE.

WILLIAM McARTHUR, OF PHILADELPHIA, PENNSYLVANIA.

IMPROVEMENT IN WINDOW-SCREENS.

Specification forming part of Letters Patent No. 184,405, dated November 14, 1876; application filed October 5, 1876.

To all whom it may concern:

Be it known that I, WILLIAM McARTHUR, of Philadelphia, Pennsylvania, have invented an Improved Window-Screen, of which the following is a specification:

The object of my invention is to construct a self-adjusting screen for windows and doors; and this object I attain in the manner which I will now proceed to describe, reference being had to the accompanying drawings, in which—

Figure 1 is a rear view of my improved screen arranged as a gate in a doorway; Fig. 2, a section on the line 1 2, and Fig. 3 a sectional view of one end of the screen as applied to a window-frame.

In Fig. 1, A is a central frame, composed of horizontal bars *a a* and vertical bars *b b*, and on the horizontal bars of this frame slide and are guided the inner ends of two end frames, B B, which are acted upon by springs *d d*, the tendency of the latter being to force the frames B B away from the frame A and against the jambs X of a door or window to which the screen may be applied. The faces of the frames A and B are covered with gauze or netting.

In Fig. 1 the screen is hung to brackets secured to one of the jambs of the door or window, so that it may be used as a gate; but the screen may also be applied to a window so as to be raised and lowered in the same manner as a sash. This is effected in the man-

ner shown in Fig. 3, by recessing the end strips of the frames B B, so as to adapt them to strips *e* secured to the frame of the window.

Various forms of springs may be interposed between the bars *b* and *b'* to insure the forcing apart of the frames B B, and various means of steadying the inner ends of the frames may be adopted; thus in Fig. 2 bent plates *f*, of sheet metal, secured to the top and bottom strips of the frames, are relied upon for this purpose.

In some cases, as, for instance, where the window or door is narrower, one sliding section only may be used in place of two sections, as described.

I am aware of the patent of F. Hatch, September 15, 1868, in which two sliding frames are combined with a rubber strip. Therefore, I do not desire to claim, broadly, the combination of two spring sliding frames; but

I claim as my invention—

The combination of the frame A, having a bar or bars, *b*, and one or more frames, B, having bars *b'*, with a spring or springs, *d*, interposed between the said bars *b* and *b'*, as set forth.

In testimony whereof I have signed my name to this specification in the presence of two subscribing witnesses.

WILLIAM McARTHUR.

Witnesses:

HARRY HOWSON, Jr.,

HARRY SMITH.