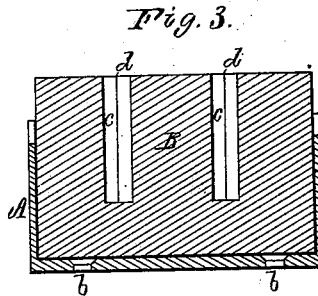
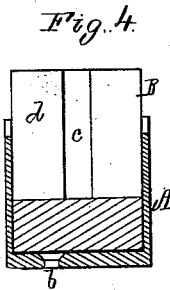
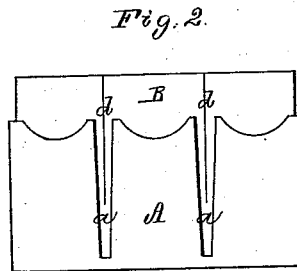
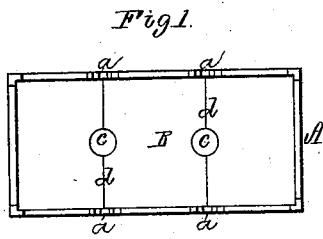


S. M. HASKELL.
KNIFE-SCOURER.

No. 184,523.

Patented Nov. 21, 1876.



Witnesses.
S. W. Piper
L. W. Miller.

Samuel M. Haskell.
by his attorney
R. M. Eddy

UNITED STATES PATENT OFFICE.

SAMUEL M. HASKELL, OF ESSEX, MASSACHUSETTS.

IMPROVEMENT IN KNIFE-SCOURERS.

Specification forming part of Letters Patent No. **184,523**, dated November 21, 1876; application filed October 9, 1876.

To all whom it may concern:

Be it known that I, SAMUEL M. HASKELL, of the town and county of Essex, of the State of Massachusetts, have invented a new and useful Improvement in Knife-Scourers; and do hereby declare the same to be fully described in the following specification and represented in the accompanying drawings, of which—

Figure 1 is a top view, Fig. 2 a side elevation, Fig. 3 a longitudinal section, and Fig. 4 a transverse section, of a scourer embodying my invention, which consists in the combination of a metallic case, open at top and notched in its opposite sides, with a sectional or elastic block of cork slitted transversely, and provided in one of the slits with a cavity or pocket for holding powder to be used in scouring a knife.

In such drawings, A denotes the metallic case, rectangular in horizontal section, open at top, and having in each of its two longer opposite sides one or more deep notches, *a a*, such being shaped and arranged as shown. Each notch of one side should be directly opposite such another notch in the opposite side of the case. There are two or more holes, *b b*, through the bottom of the case, for securing such case to a table or bench by means of screws going through such holes. Fitting in and projecting from the said case, in manner as represented, is a block, B, of cork, such having directly between two opposite notches, *a a*, a hole or recess, *c*, bored or made down within it from its upper surface. The block is to be cut across it transversely and diametrically across this recess *c*, and down within the two opposite notches, by means of a knife. It is also to be similarly cut across it down within the other pair of opposite notches, the cuts being shown at *d d*; or, instead of the single

block, two or more blocks of suitable size may be substituted, the edges of them in contact being arranged in a plane passing through two fellow notches, *a a*, in opposite sides of the case. Instead of cork, vulcanized india-rubber or leather may be used; but I prefer cork.

The recess *c* constitutes a pocket for receiving and holding the scouring powder or material. On the recess being supplied with such powder, and a knife-blade being inserted down into the said recess and the slit extending across it, and moved quickly lengthwise forward and backward therein, it will be scoured on its opposite surfaces, and may be subsequently cleansed or finished by inserting it and moving it back and forth within the other slit.

A knife-scourer made as set forth will be found to be highly efficient in its operation.

I do not claim a knife-scourer consisting of a series of inflexible jaws pivoted at or near their lower ends, and held together at their upper parts by a spring-fastening; nor do I claim the combination of such jaws, a bolt, a spring-band, and facings of leather, nor their combination with a hopper, all being as shown and described in the United States Patent No. 69,601.

I claim—

As a new or improved manufacture, the above-described knife-scourer, or combination of the case A, notched in its opposite sides, as described, with the sectional or elastic block B, slitted crosswise, and provided with the cavity *c* to each transverse slit, all being substantially as set forth.

SAMUEL M. HASKELL.

Witnesses:

JAMES H. WILKINS,
JOHN J. BRAY.