

L. E. LADD.
 UMBRELLA STAND.

No. 184,530.

Patented Nov. 21, 1876.

FIG. 1.




FIG. 2.

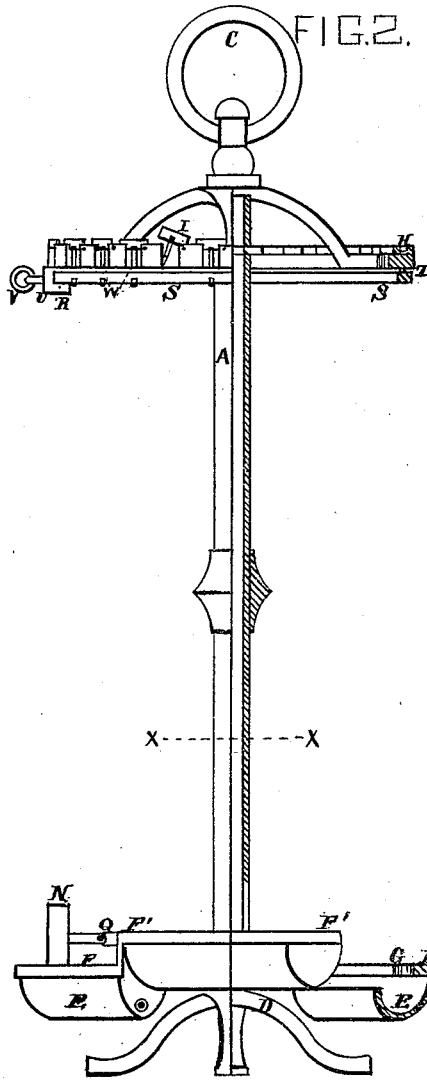


FIG. 3.

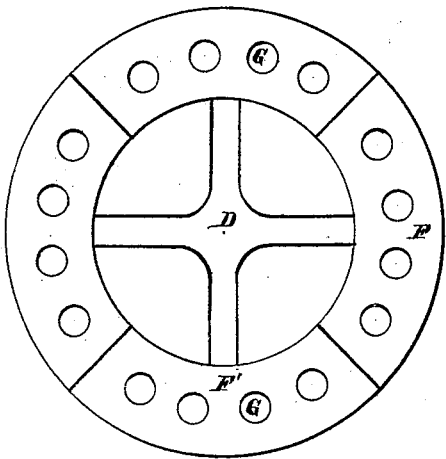


FIG. 4.

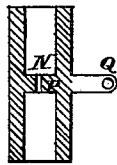
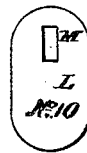


FIG. 5.



FIG. 6.



Witnesses

Sam Mullin
Frank D. Thompson

Inventor
L. E. Ladd
by his attorney
Wm. A. Meyers

UNITED STATES PATENT OFFICE.

LEONARD E. LADD, OF PHILADELPHIA, PENNSYLVANIA.

IMPROVEMENT IN UMBRELLA-STANDS.

Specification forming part of Letters Patent No. 184,530, dated November 21, 1876; application filed May 15, 1876.

To all whom it may concern:

Be it known that I, LEONARD E. LADD, of the city and county of Philadelphia, State of Pennsylvania, have invented a new and useful Improvement in Stands for Holding Umbrellas, for displaying them and securely holding them, and facilitating the checking and finding of them in hotels and other places of public resort; and I do hereby declare the following to be a sufficiently full, clear, and exact description thereof, to enable persons skilled in the art to make and use the same, referring to the drawing annexed, and letters of reference marked thereon.

The nature of this invention consists, first, in a base formed with segments of different height, so that umbrellas of unequal length can be supported with their handles at nearly the same level; second, in the combining, with such base, a series of bushes or steps, so as to adapt the stand to parasols and short umbrellas; third, in the introduction of gates or latches closing the notches of the upper plate, so that when the girdle by which the umbrellas are locked in the stand is removed the several umbrellas are held in their notches by the gates, and the gates are so formed as to afford a convenient place for holding the check ready for prompt delivery.

Figure 1 shows a plan; Fig. 2, an elevation with the right half in section; Fig. 3, a section in the horizontal plane indicated by the line X X in Fig. 2. Fig. 4 and 5 show enlarged vertical sections of the bush or step for supporting short umbrellas; and Fig. 6 shows one of the checks.

The same letters of reference apply to the same parts in the several figures.

A represents a column provided with a handle or eye, C, bearing a notched plate, B, and supported in a base, D. When the stands are of a large size several pillars may be employed. The base D has a trough, E, for receiving any water that may drain from the umbrellas. Above the trough E is a plate or gallery, F, made with segments F', raised higher than the other portion. In the gallery F are perforations G, of such size as to receive the lower or ferruled ends of the umbrellas. The

bottom of the trough E is made with elevations and depressions corresponding with those of the gallery F. In the plate B a groove, H, is formed, in which are small gates I, which are hinged so as to open or close the notches K. The gates I are numbered to correspond with numbered checks L. (Shown in Fig. 6.) The checks are perforated at M, so that they may be placed on the gates I when not in use. N, in Figs. 4 and 5, are steps or bushes having a shoulder, P, formed in them for supporting the umbrellas.

The bushes N may be made separate and detached from the stand, as shown in Fig. 5, or they may be attached by a hinge, Q, as shown in Fig. 4, and, when not used, folded in toward the center of the gallery. A girdle, S, formed in two or more parts, is hinged to the bottom of the plate B at T, and has the open ends R notched or barbed, so as to be retained in a spring-lock, U, from which may be released by a key, V.

It is preferable, to prevent the abstraction of checks from the stand when not in use, to form the gates I with projections W, so that when the girdle S is locked the gates I cannot be raised.

The umbrellas, when inserted in the notches of the plate B, are retained in them by the ribs or tips being under the plate B, and too large to pass upward through the notches K.

What I claim as my invention is—

1. The girdle S, combined with the lock V and notched plate B, and numbered gates I, with correspondingly-numbered checks L, as and for the purpose set forth.

2. The base D and gallery F, constructed as described, formed in segments of different heights, in combination with the column A and notched plate B, for the purpose set forth.

3. In combination with the plate B, column A, base D, and gallery F, the bushes or steps N, constructed as and for the purpose set forth.

L. E. LADD.

Witnesses:

J. DANIEL EBY,
FRANK F. THOMPSON.