

W. H. HART
ENVELOPES.

No. 184,617.

Patented Nov. 21, 1876.

FIG 1.




FIG 3.

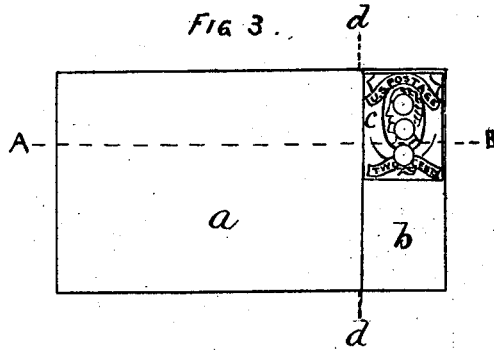


FIG 2.

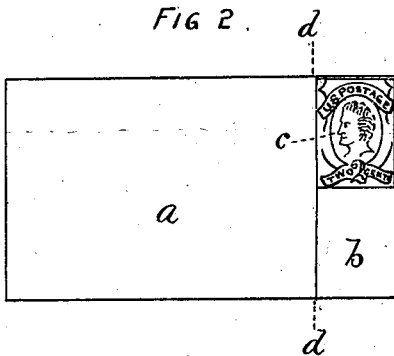


FIG. 4.

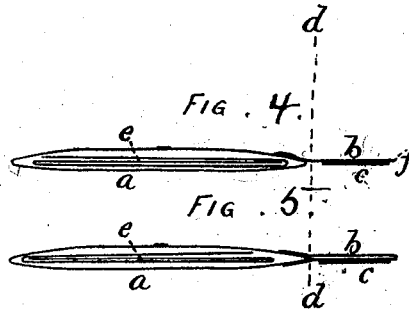
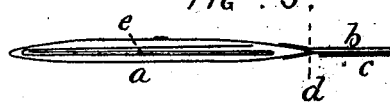


FIG. 5.



WITNESSES.
Samuel D. Kelley,
Edward Pearson

INVENTOR.
William H. Hart
By Porter & Hutchinson
Attorneys

UNITED STATES PATENT OFFICE.

WILLIAM H. HART, OF CHELSEA, MASSACHUSETTS, ASSIGNOR TO EBEN HUTCHINSON, OF SAME PLACE.

IMPROVEMENT IN ENVELOPES.

Specification forming part of Letters Patent No. 184,617, dated November 21, 1876; application filed October 20, 1875.

To all whom it may concern:

Be it known that I, WILLIAM H. HART, of Chelsea, in the county of Suffolk and State of Massachusetts, have invented a new and useful Improvement in Envelopes, of which the following is a specification:

This invention relates to an improvement in envelopes provided with a border or margin, so attached to the envelope as to extend a sufficient distance beyond the pocket or receptacle as to receive the whole or major part of the postage-stamp upon such projecting part of the border.

It is the object of this invention to render it practicable for the post-office officials to cancel the stamps by punching out a portion thereof without injury to the contents of the envelope, and thereby render it impossible for the evil-minded to remove the marks of cancellation from the stamp, which is now so common a practice, by means of washing in chemical preparations.

In the drawing, Figure 1 is a plan view of an envelope provided with an indicated position for the stamp. Fig. 2 is also a plan view of an envelope, showing the stamp affixed. Fig. 3 is a similar view, but shows the stamp canceled by punching. Fig. 4 is a vertical section taken on line A B, Fig. 3. Fig. 5 is a similar section, but showing a double border or margin.

In the drawings, *a* represents the pocket or receptacle in which the letter or other mail-

matter is placed. *b* is the border upon which the stamp *c* is affixed. *d* indicates the terminal line of the pocket or receptacle. In Figs. 4 and 5, *e* represents the letter inclosed in the pocket of the envelope. In Fig. 4 the envelope *a* is shown as terminating at line *d*, and the border *f* is attached to the envelope by gumming, in the manner shown, for the reception of the stamp. In Fig. 5 the fly attached to the envelope is shown, but it is doubled and secured by pasting upon both sides of the envelope.

By thus pasting the border or stamp-receptacle upon the envelope, instead of forming such border from an integral part of the envelope, it can be produced at less cost than by the other method, and the break in the surface caused by such overlapping serves as an efficient guide to prevent the misplacement of the stamp when affixing it to the envelope.

I do not claim an envelope provided with a border which is formed by closing together a portion of the walls thereof; but

What I do claim as my invention is—

An envelope provided with a border or margin attached to the body of the envelope, and extending beyond it a sufficient distance to receive the stamp, substantially as described and shown.

WILLIAM H. HART.

Witnesses:

ALFRED HEMENWAY,
EBEN HUTCHINSON.

