

E. FOLSOM.

UMBRELLA.

No. 184,771.

Patented Nov. 28, 1876.

Fig: 1.

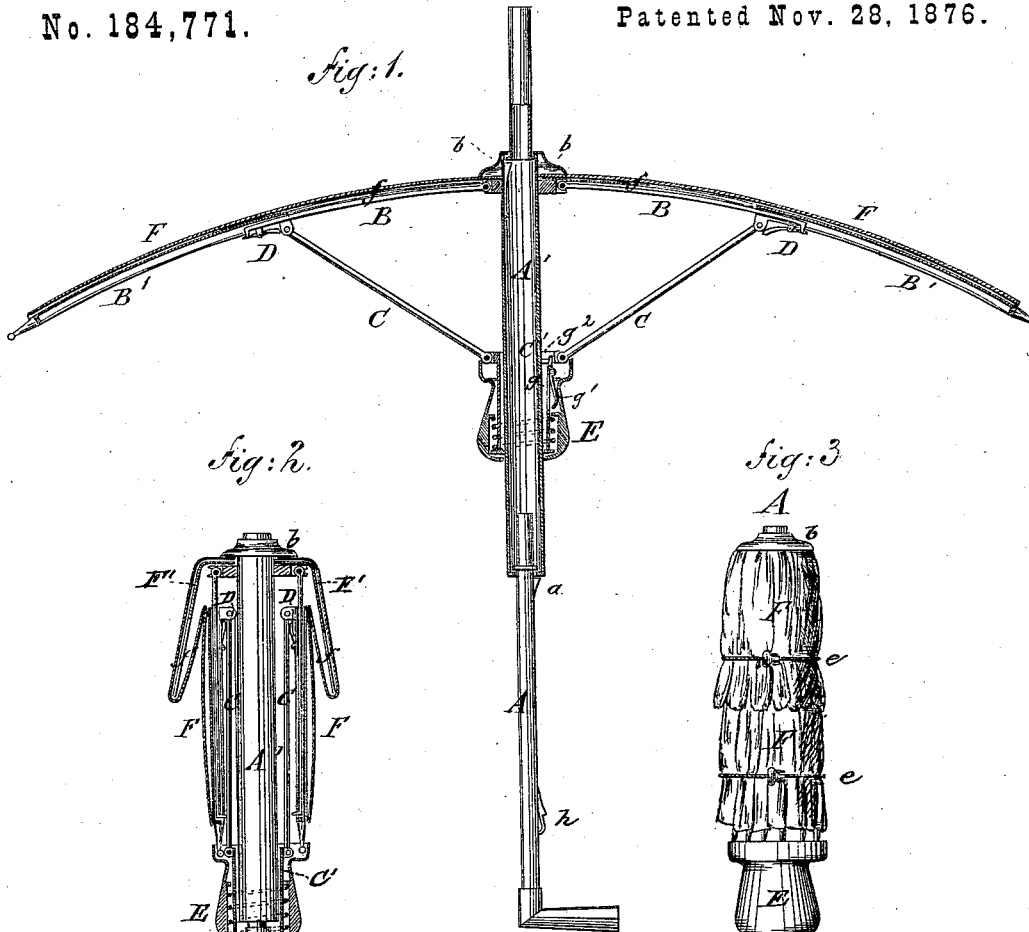


Fig: 2.

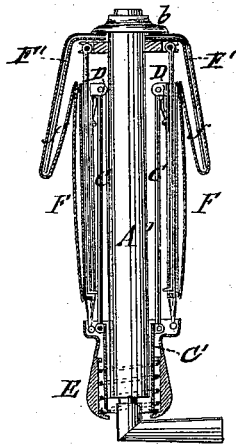


Fig: 3.




Fig: 5.

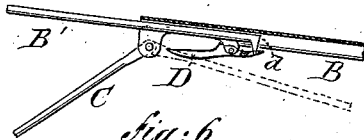


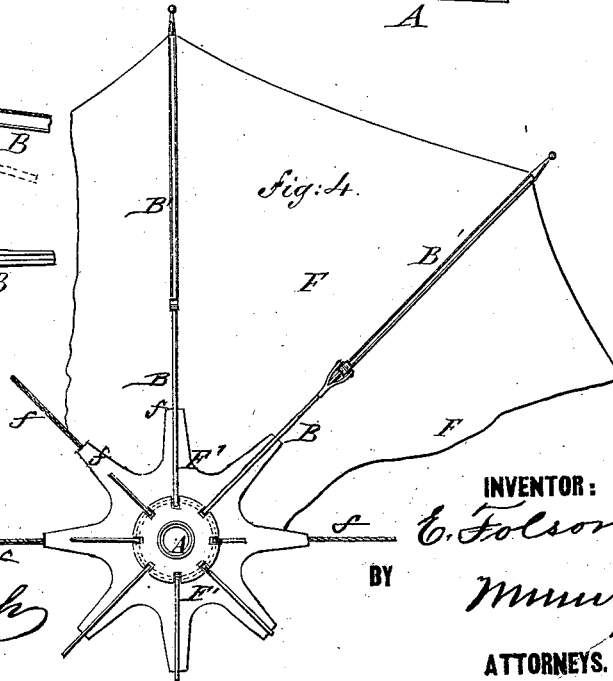
Fig: 6.



Fig: 7.



Fig: 4.



WITNESSES:

Chas. Nida
J. H. Scarborough

INVENTOR:

E. Folsom

BY

Munn & Co.
 ATTORNEYS.

UNITED STATES PATENT OFFICE.

EMERSON FOLSOM, OF TOLEDO, OHIO.

IMPROVEMENT IN UMBRELLAS.

Specification forming part of Letters Patent No. 184,771, dated November 28, 1876; application filed October 23, 1876.

To all whom it may concern:

Be it known that I, EMERSON FOLSOM, of Toledo, in the county of Lucas and State of Ohio, have invented a new and Improved Folding Umbrella, of which the following is a specification:

In the accompanying drawing, Figure 1 represents a vertical central section of my improved folding umbrella or parasol shown as extended for use. Figs. 2 and 3 are, respectively, a vertical central section and side view of the same in folded or telescoped state. Fig. 4 is an inside or bottom view of the umbrella, showing stiffening-layer of upper section. Figs. 5 and 6 are detail side and bottom views of the spring-catch of the sliding or telescoping ribs, and Fig. 7 is a detail cross-section of the telescoping-ribs with locking-stud.

Similar letters of reference indicate corresponding parts.

The object of this invention is to furnish an improved folding or telescoping umbrella or parasol that may be readily arranged into small and compact shape for being conveniently carried, packed, or stored, or drawn out for use as a common umbrella or parasol, the mechanism being of simple, yet strong and durable, construction.

The invention consists of an umbrella or parasol with telescoping stick and ribs that are locked by spring-catches when drawn out for use, in connection with the runner and tip-holder.

In the drawing, A represents the stick of my improved folding umbrella or parasol, which is made of three parts, telescoping or sliding one into the other, of which the upper or top section and the lower or handle section slide into the middle section, and the handle section both into the tubular middle and top section. The sections of the stick are provided with flanges or collars to prevent the sections from coming apart. The handle part is provided with a spring-catch, *a*, by which its sliding back is prevented when fully extended or drawn out from the middle section. A spring-catch, *b*, is also provided at the rib-joint, with a stud on it that passes through the stick, and prevents the top section from being pushed down except when the handle-section is pushed in and releases the spring-

catch, so that the top section may be pushed in. The ribs B B' are made of two sections, one sliding within the other, and arranged either as shown in the drawing, so that the lower tubular part slides along the upper part, or so that the upper part is tubular and the lower sliding into the upper. The upper parts B are hinged to the rib-joint of the stick, and the lower parts B' applied to the struts or braces C in the customary manner. The connection between the upper and lower rib-sections is made near the strut or brace fastening by perforated spring-catches D, which are released from projecting studs *d* of the upper rib parts when the tips are fastened or placed within the tip-holder E.

When the tips are outside of the tip-holder or cup E the spring-catches are not pressed upon by the struts, and the ribs are thereby prevented from sliding together, whether the umbrella is opened or closed. When the tips are placed in the tip-holder, and the same is pressed down on them, the lower rib-sections are slid up, together with the struts, along the upper rib-sections, jointly with the sliding of the tip-holder and runner along the stick, until the upper and lower rib-sections are entirely telescoped and folded with the struts on the stick.

The fabric F covering the ribs folds up simultaneously with the telescoping of the ribs, and is fastened by two elastic bands *e*—one for the upper, the other for the lower, part, as shown in Fig. 3. The covering F is stiffened in the upper part by an interior layer, F', that is extended to suitable distance from the top down, and stretched by supplementary ribs *f*. The stiffening-layer F' serves to keep the covering smooth when the lower part is folded down in connection with the sliding in of the ribs. The runner C' is connected to the tip-holder by a spiral spring, and provided with an interior recess, *g*, spring-catch *g*¹ having a slotted perforation or eye for the purpose of locking on a fixed stud, *g*², of the middle stick-section when the umbrella is opened. The runner is released from the fixed stud by pulling the tip-holder down, which bears on the spring-catch *g*¹, and raises it from the stud, allowing the umbrella to be closed. The lower part of runner C' locks on a notched spring-

catch, *h*, of the handle-section of the stick when the umbrella is closed, requiring to be released from the same when the umbrella is to be opened.

For folding or telescoping the umbrella or parasol, the tip-holder is placed over the tips, and pressed onto the same, sliding, thereby, the lower into the upper rib-section. The stick is then telescoped by sliding first the handle-section and then the top section into the middle section. The covering is finally fastened by the elastic bands or cords.

The extending of the umbrella is accomplished by reversing this operation, drawing out the stick, and then the ribs with the tip-holder, until, by the locking of the different spring-catches, the umbrella or parasol may be opened and closed in the same way as the common umbrellas or parasols.

Having thus described my invention, I claim as new and desire to secure by Letters Patent—

1. The stick of an umbrella or parasol, composed of three sections, of which the top and handle sections slide into the middle tubular section, substantially as described.

2. The combination of the lower tubular rib-sections, having slotted spring-catches, with the upper solid rib-sections provided with projecting end studs, substantially as described.

3. The combination of the rib-sections *B B'* and spring-catches *D* with the struts or braces *C* and tip-holder *E*, for sliding in or extending the rib-section, as shown and described.

4. The covering-fabric of the folding umbrella or parasol provided with an interior stiffening-layer and supplementary stretching-rib, for the purpose specified.

EMERSON FOLSOM.

Witnesses:

E. W. TOLESTON,
HENRY P. FOLSOM.