

W. BURROWS.
COOKING-STOVE.

No. 184,831.

Patented Nov. 28, 1876.

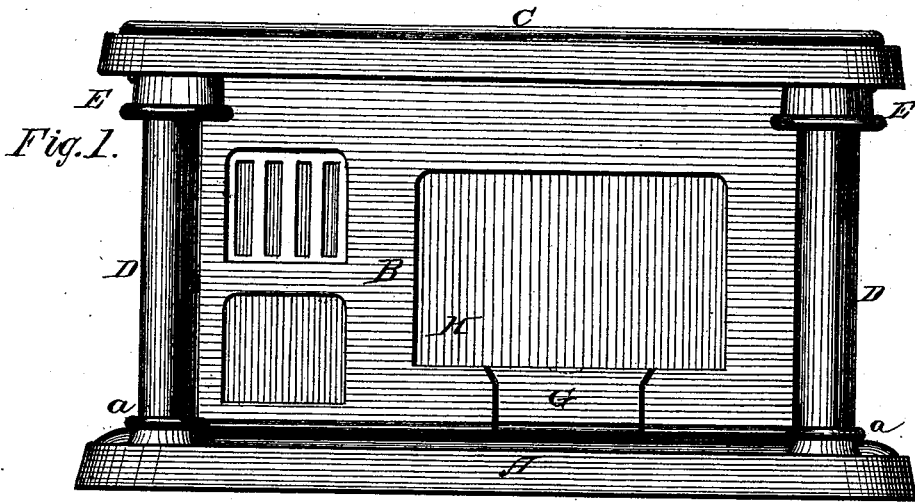
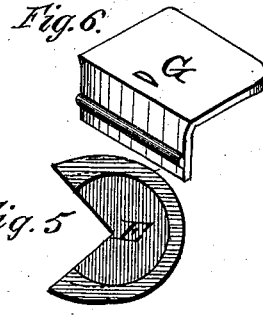
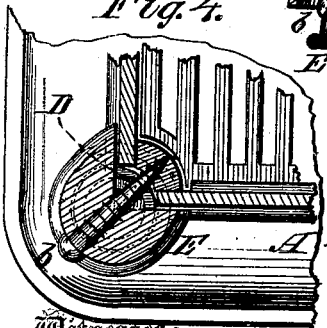
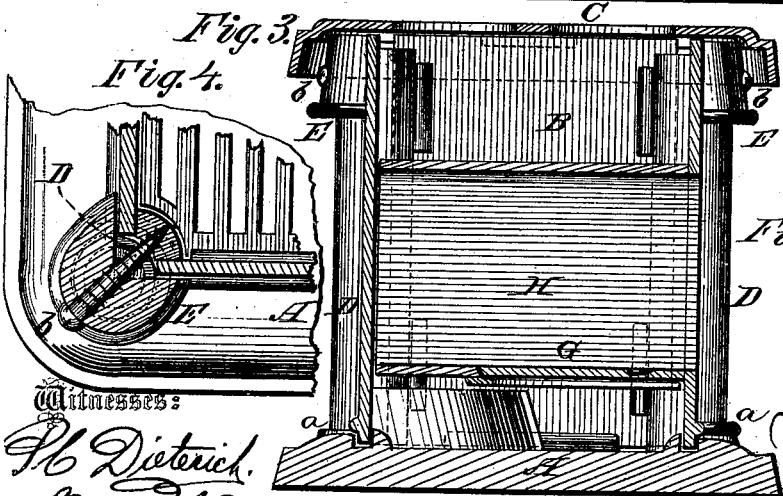
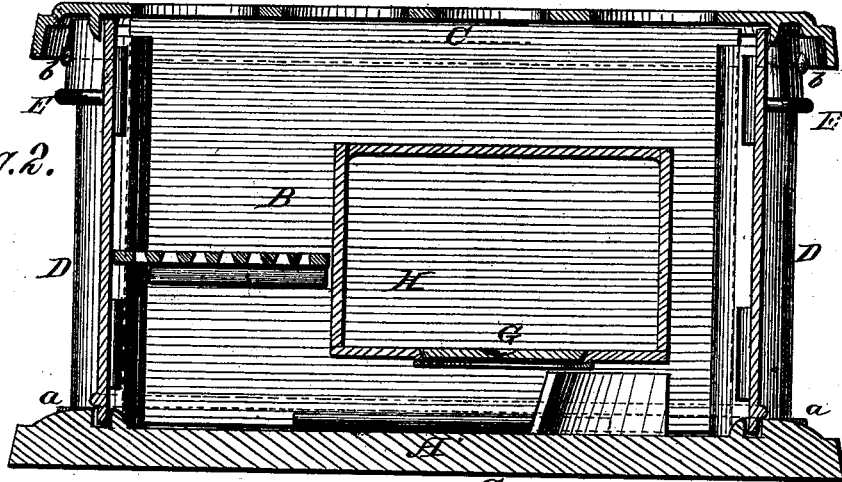


Fig. 2.



Witnesses:
H. Dieterich.
Frank H. Duff.

Inventor:
Wm Burrows
Per C. H. Watson & Co. Attorneys.

UNITED STATES PATENT OFFICE.

WILLIAM BURROWS, OF NEW YORK, N. Y., ASSIGNOR TO J. L. MOTT IRON-
WORKS, OF SAME PLACE.

IMPROVEMENT IN COOKING-STOVES.

Specification forming part of Letters Patent No. 184,831, dated November 28, 1876; application filed
October 25, 1876.

To all whom it may concern:

Be it known that I, WILLIAM BURROWS, of New York, in the county of New York and State of New York, have invented certain new and useful Improvements in Stoves; and I do hereby declare that the following is a full, clear, and exact description thereof, which will enable others skilled in the art to which it appertains to make and use the same, reference being had to the accompanying drawings, and to the letters of reference marked thereon, which form a part of this specification.

My invention relates to cooking-stoves; and it consists in the construction of the devices for holding the corner columns in their places, and also in the construction of a clean-out plate in the bottom of an oven, as will be hereinafter more fully set forth.

In the annexed drawing, which fully illustrates my invention, Figure 1 is a front elevation of a cooking-stove embodying my invention. Fig. 2 is a longitudinal vertical section, and Fig. 3 a transverse vertical section, of the same. Figs. 4, 5, and 6 are detailed views of parts thereof.

A represents the base or hearth plate of a cooking-stove; B is the body, and C the top plate, thereof. In the plate A, at each corner, is formed a socket, *a*, to receive and hold the lower end of the corner column D. The upper end of this column is held by means of a cap, E, which fits over the same, and is fastened to the stove-body B by one or more screws, *b*. By means of this cap the column can easily and quickly be removed, and another inserted in its place when necessary. H represents the bottom plate of the oven. Within this plate is made an opening, as shown, of rectangular or other form at the rear, and extending to the front of the stove. A corresponding opening is made in the front plate of the stove, and extending to the bot-

tom of the same. The opening thus made is adapted to be covered by the angle-plate G, the larger portion of which fits into the opening in the bottom of the oven, resting upon a flange provided for its support, and the vertical portion of which closes the opening in the front plate of the stove. When the plate G is lifted out a shovel may be inserted under the oven and the soot removed.

In stoves now in use where a provision is made for removing the soot, such provision consists simply in a removable plate in or near the center of the bottom oven-plate, which renders it very inconvenient to remove the soot. By my invention of extending the clean-out plate to the front of the oven, and down below the bottom line of oven, this difficulty is obviated, and the soot can be easily and quickly removed.

If desired, more than one plate may be used in the same oven to accomplish the same purpose.

Having thus fully described my invention, what I claim as new, and desire to secure by Letters Patent, is—

1. The stove-body B and the plate A, provided with socket *a*, in combination with the column D, and removable cap E, and screws or fastenings *b*, constructed and arranged substantially as and for the purpose specified.

2. The combination, with the oven-plate H and front or side plate of a cooking stove or range, of the closing-plate G, whereby access is had to the entire area of the bottom flue of the same, substantially as and for the purpose set forth.

In testimony that I claim the foregoing as my own I affix my signature in presence of two witnesses.

WM. BURROWS.

Witnesses:

JNO. S. PATTERSON,
PATRICK I. BUTLER.