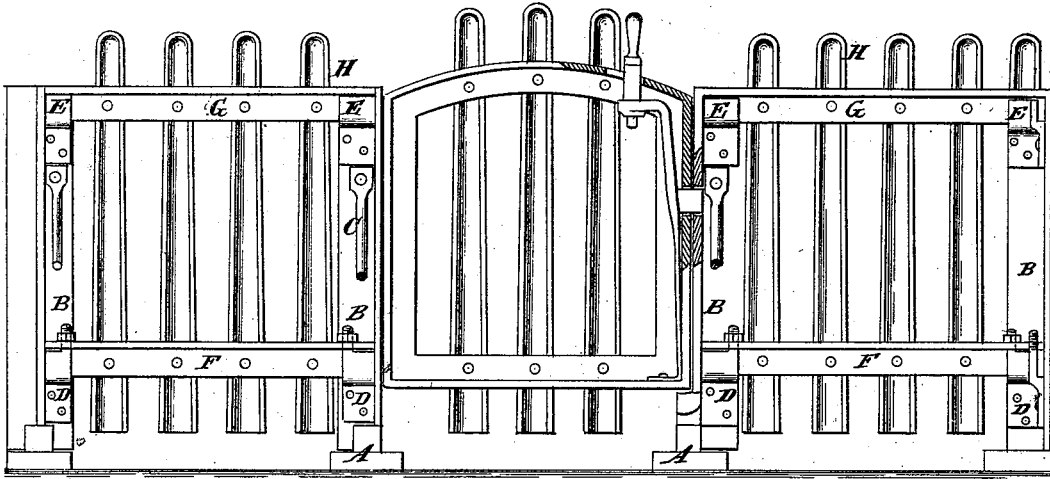


T. REBHOLZ.  
IRON FENCE.

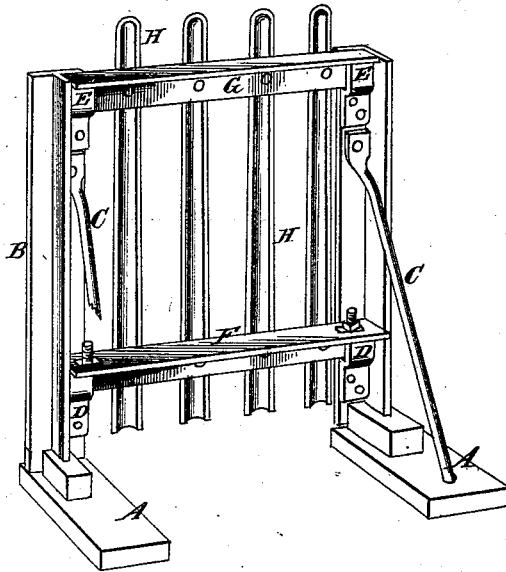
No. 184,906.

Patented Nov. 28, 1876.

*Fig. 1.*

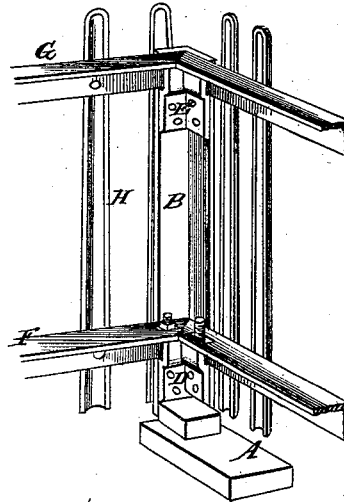


*Fig. 2.*



*Witnesses:*  
*A. Ruppert,*  
*Levi Bacon*

*Fig. 3.*



*T. Reholz*  
*Inventor.*  
*D. P. Holloway & Co.*  
*Atty.*

# UNITED STATES PATENT OFFICE.

THIMOTHY REBHOLZ, OF TROY, OHIO.

## IMPROVEMENT IN IRON FENCES.

Specification forming part of Letters Patent No. **184,906**, dated November 28, 1876; application filed August 7, 1876.

*To all whom it may concern:*

Be it known that I, THIMOTHY REBHOLZ, of Troy, in the county of Miami and State of Ohio, have invented a new and useful Improvement in Iron Fences, of which the following is a specification:

My invention consists in combining posts of T-iron with rails of angle-iron and palings pressed from strips of sheet-iron. The rails are connected to the posts by bolts, which permit the ready removal of a panel, the bolts passing through slots in the rails, to allow the panels to expand and contract, and the whole being sustained upon stone foundation.

In the annexed drawings, making part of this specification, Figure 1 is an elevation of a fence and gate. Fig. 2 is a perspective view of a panel and intermediate and corner posts, and Fig. 3 is a perspective view of a corner.

The same letters are employed in all the figures in the indication of the same parts.

A A are stone blocks, set into the earth to support the fence-posts B, which are turned out at the bottom to form solid feet, which may be let into the stones or bolted thereto, so as to give a firm foundation to the fence, which is also supported and strengthened by the brace-rods C. The gate-posts and corner-posts are made of angle-iron. All the other intermediate posts are made of T-iron. To the flat inner faces of the post are bolted bracket-plates D, terminating above in a point, on which is cut a thread to receive a nut, by which the lower rail is secured. Other bracket-

et-plates E are bolted at the top of the posts, being bent, as shown, to leave between the bracket and the post a space to receive the vertical part of the upper rail. The lower rail F has slots cut in the horizontal portion of the angle-iron of which it is formed, to receive the point of the bracket D, and allow the rail to expand and contract with the changes in temperature. The upper rail G is also made of angle-iron, and is confined by the bracket E, not requiring to be bolted, as the panel is confined by the nuts on the lower bracket.

The palings are formed by pressing strips of sheet metal, which are then riveted to the vertical faces of the rails.

The gates may be formed of a frame of angle-iron, to which the palings are riveted, the gate-post to which the latch catches being made of a Z-formed strip of angle-iron.

What I claim as my invention, and desire to secure by Letters Patent, is—

In combination with the bracket-plates D and E, attached to the posts, the slotted angle-iron rail F and angle-iron rail G, for attaching the panels to the posts, substantially as set forth.

In testimony whereof I have signed my name to this specification in the presence of two subscribing witnesses.

THIMOTHY REBHOLZ.

Witnesses:

HORACE COLEMAN,  
G. L. HAFER.