

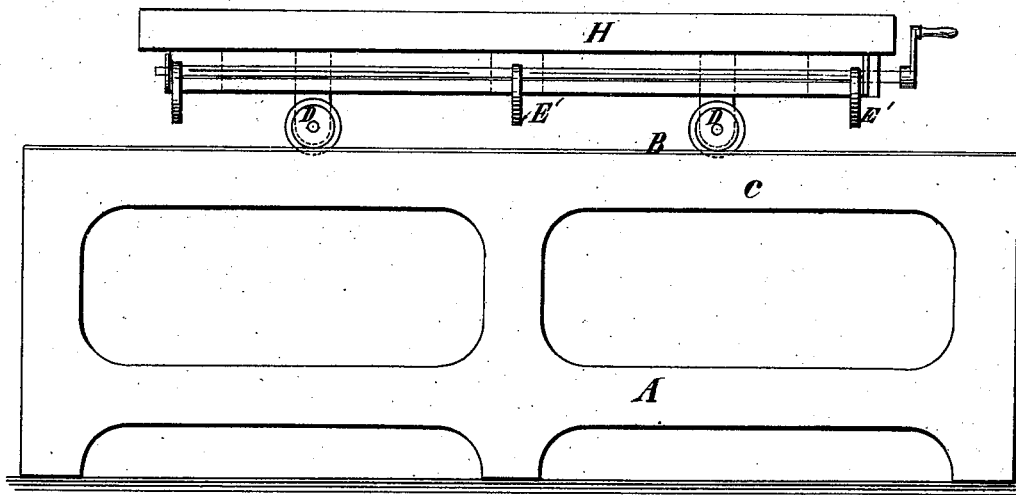
A. VOGLEY.

APPARATUS FOR BEVELING GLASS PLATES.

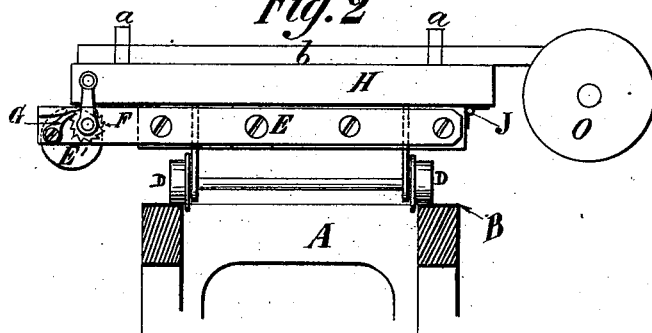
No. 184,933.

Patented Nov. 28, 1876.

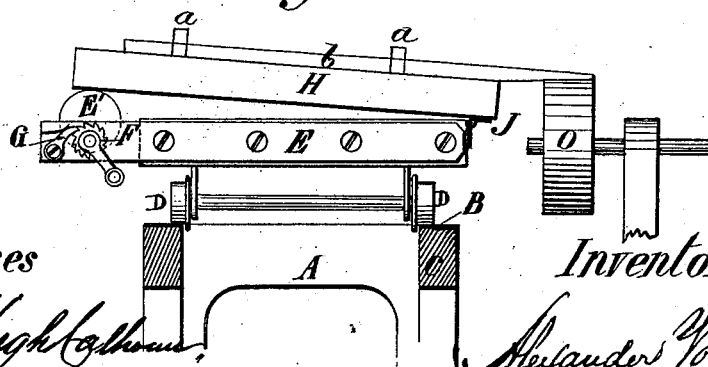
*Fig. 1*



*Fig. 2*



*Fig. 3*



*Witnesses*

*James Hugh Johnson,*  
*Charles Warren Kimball.*

*Inventor:*

*Alexander Vogley*

# UNITED STATES PATENT OFFICE.

ALEXANDER VOGLEY, OF BROOKLYN, NEW YORK.

## IMPROVEMENT IN APPARATUS FOR BEVELING GLASS PLATES.

Specification forming part of Letters Patent No. **184,933**, dated November 28, 1876; application filed July 24, 1876.

*To all whom it may concern:*

Be it known that I, ALEXANDER VOGLEY, of the city of Brooklyn, county of Kings, and State of New York, have invented a new and useful Improvement in Apparatus for Beveling Glass Plates, which improvement is fully set forth in the following specification, reference being had to the accompanying drawings.

The object of my invention is to provide a convenient apparatus for holding and inclining plate-glass and guiding the same while grinding its edge to a bevel of any desired angle. It consists of a truck movable on ways on a frame, upon which is placed a table, hinged on one edge to said truck, so that said table can be raised or lowered on the opposite edge by means of a cam, eccentric screw, or other device attached to said truck, to give said table any desired inclination.

Figure 1 represents a side elevation of my apparatus, and Figs. 2 and 3 are end elevations.

Similar letters of reference indicate like parts.

A is the frame of the apparatus. Ways B are placed upon the upper rail C of the frame, and the wheels D of the truck E work upon or in said rails in a horizontal plane. The truck is a frame or platform mounted on wheels D. The edge of the truck is fitted with a rod, and eccentrics E' with a ratchet-wheel, F, and pawl G, and a table, H, hinged on one side by the hinges I.

A screw or other device may be used to raise one edge of said table.

The machine is operated as follows: A glass plate is placed upon the table, and be-

ing held in position thereon with the edge of said glass plate projecting over the hinged edge of said table, so as to touch the grinding-wheel, the truck is moved forward and backward on the ways of the frame, thus keeping the edge of the glass plate evenly adjusted against the grinding-wheel, the angle of the table being altered by raising or lowering the edge of the table, as aforesaid, to suit the bevel desired to be cut upon the edge of the glass.

Heretofore glass plates have been held against the grinding-wheels, suspended by ropes guided by hand, and it was exceedingly difficult to insure accuracy by such means.

The top of the table H is fitted with pins, cleats, or clamps *a a*, for the purpose of holding the glass plate *b* firmly during the operation of grinding.

The grinding-wheel is shown in the drawing by O. In Fig. 2 the face of the wheel is shown, and in Fig. 3 the side is shown. The one shows the wheel acting across the edge of the glass, and the other shows it acting on the line of the edge of the glass. Either plan may be adopted, as circumstances may require.

Having described my invention, what I claim as new, and desire to secure by Letters Patent, is—

For the purpose of beveling glass plates, the truck E, movable upon ways B, and provided with a hinged table, H, which can be inclined at any desired angle.

ALEXANDER VOGLEY.

Witnesses:

JAMES HUGH CALHOUN,  
CHARLES WARREN KIMBALL.