

E. E. PECK.

UPHOLSTERERS' BUTTON ATTACHMENTS.

No. 185,127.

Patented Dec. 5, 1876.

Fig. 1.

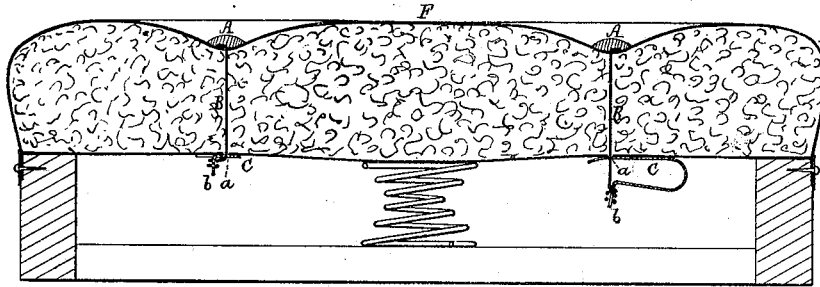


Fig. 2.

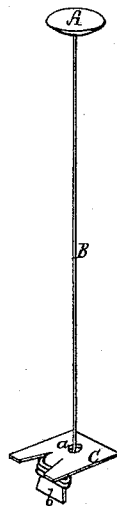
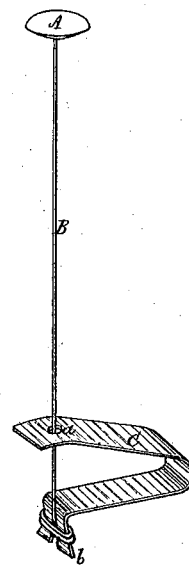


Fig. 4.



Fig. 3.



Witnesses

S. W. Ripen
L. W. Hoiler

Edmund E. Peck

by his attorney,
R. H. Eddy

UNITED STATES PATENT OFFICE.

EDMUND E. PECK, OF ATTLEBOROUGH, MASSACHUSETTS.

IMPROVEMENT IN UPHOLSTERERS' BUTTON ATTACHMENTS.

Specification forming part of Letters Patent No. 185,127, dated December 5, 1876; application filed October 16, 1876.

To all whom it may concern:

Be it known that I, EDMUND E. PECK, of Attleborough, of the county of Bristol, of the State of Massachusetts, have invented a new and useful Improvement in Upholsterer's Button Attachments; and do hereby declare the same to be described in the following specification, and represented in the accompanying drawings, of which—

Figure 1 is a transverse section of a chair-cushion with its buttons provided with my invention. Figs. 2 and 3 are perspective views of the two forms or constructions of the attachment.

My invention consists, first, in an upholstery-button provided with a flexile wire, in combination with a securing-plate provided with an eye or hole, and a stud or projection, all substantially as specified; second, in a fastening-plate, bent or formed as a spring, and provided with an eye and a projection, all being as and for use, as hereinafter explained.

Upholstery-buttons, usually furnished with eyes, are generally, when applied to a cushion, secured in place therein by strings drawn through the eyes, and thence down through the cushion, and tied thereto, such being well understood by upholsterers.

In course of time the strain on the buttons and the wear on the strings by their eyes soon cause the buttons to break away from the strings and the cushions, to the detriment of the latter.

The object of my invention is to prevent such; and for the accomplishment thereof I, instead of an eye, provide the button or disk with a long flexile wire, extending from its center at right angles to the back of the button, and I usually point that end of the wire which is farther from the button, in order to enable the wire to be readily forced down through a cushion.

Fig. 4 is a side view of the button A with its pointed flexile wire B.

To secure the wire and button to a cushion,

F, after the wire may have been passed down through it, I make use of a plate, C, having a hole or eye, *a*, through it to receive the wire, and also having a stud projecting from it, or, what is better, a portion, *b*, of such plate bent down at a right angle to the rest, such being as shown.

The plate C may be straight, or it may be bent around in the shape of a spring, as shown. In this latter condition the plate will and should act as a spring, to keep the button closer in place, or draw it back to place, in case of it rising off the cushion.

Such a button attachment, whether for the upholstered back or seat of a chair or sofa, will be found very efficient, useful, and durable.

The stem or wire, after having been forced through the cushion, so as to draw the button into place, is to be passed through the eye or hole *a* of the plate C, laid against the back of the cushion in manner as represented. This having been done, the wire or stem is to be wound one or more times about the stud or bent down part of the plate.

Sometimes I furcate the part *b*, or, in other words, notch it at its middle, as shown, the wire being passed through the notch preparatory to being wound about the projection.

I claim—

1. The combination of an upholstery-button, A, and a flexile wire, B, extending therefrom, as explained, with a securing-plate, C, as described, provided with an eye, *a*, and a fastening-projection, *b*, all being arranged and applied, essentially as set forth.

2. The fastening-plate C, bowed or bent as described, and provided with the eye *a*, and the projection *b*, all being as shown, and for use, as explained, with a flexile wire and button, when applied to a cushion, as set forth.

EDMUND E. PECK.

Witnesses:

E. H. EDDY,
J. R. SNOW.