

L. H. HAWES & I. W. ACKLEY.
 MACHINE FOR STRIPPING TOBACCO.

No. 185,176.

Patented Dec. 12, 1876.

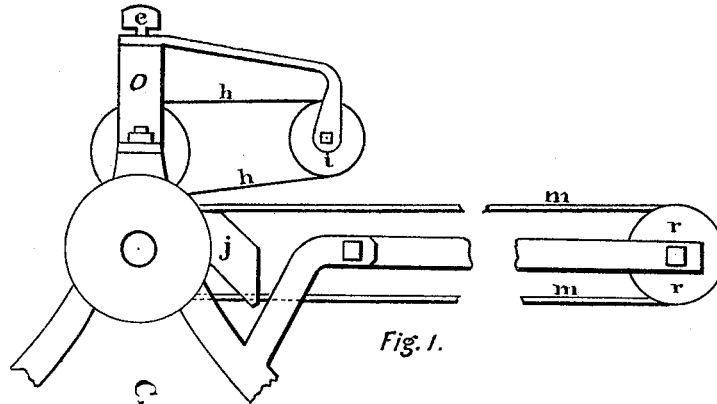


Fig. 1.

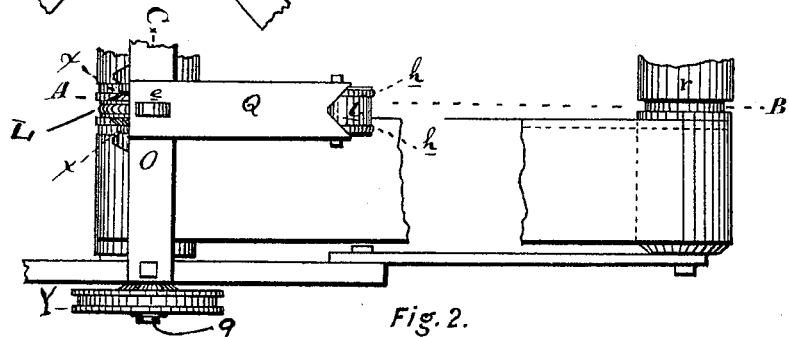


Fig. 2.

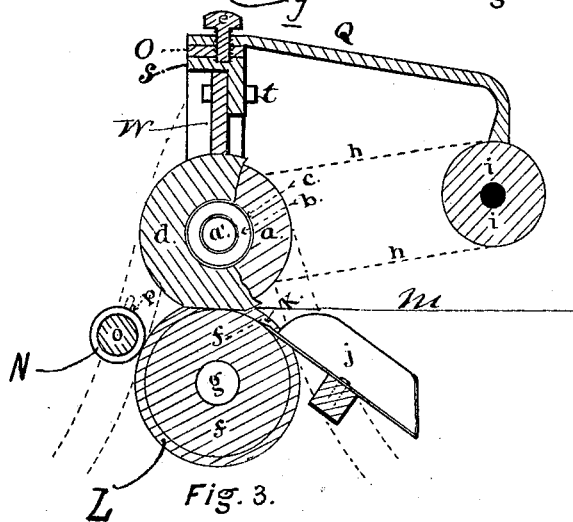


Fig. 3.

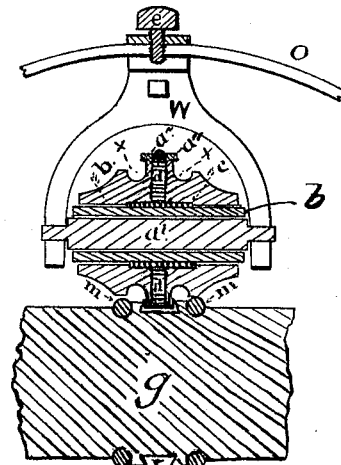


Fig. 4.

WITNESSES

Charles L. Elliott
 J. C. Laass.

INVENTORS

Lewis H. Hawes
 Isaac W. Ackley

UNITED STATES PATENT OFFICE.

LEWIS H. HAWES AND ISAAC W. ACKLEY, OF SYRACUSE, NEW YORK,
ASSIGNORS OF ONE-THIRD THEIR RIGHT TO HENRY NOXON, OF
SAME PLACE.

IMPROVEMENT IN MACHINES FOR STRIPPING TOBACCO.

Specification forming part of Letters Patent No. 185,176, dated December 12, 1876; application filed
June 7, 1876.

To all whom it may concern:

Be it known that we, LEWIS H. HAWES and ISAAC W. ACKLEY, of the city of Syracuse, in the county of Onondaga and State of New York, have invented a new and Improved Machine for Stripping Tobacco, of which the following is a specification:

In the accompanying drawing, Figure 1 represents a side view of said machine; Fig. 2, the top view of said machine, showing rollers, aprons, and clearing-pulleys; Fig. 3, a section of said machine, showing a section through top view at A and B; Fig. 4, a section through top view at C.

Similar letters of reference indicate corresponding parts.

Our invention relates to that class of machines for stripping tobacco which usually consist of suitable shafts bearing circular knives, with suitable means for operating the same.

In order to enable those skilled in the art to construct and use our device, we proceed to a more particular description of its parts and operation.

g is the driving-shaft, which is supported in suitable bearings in any suitable frame, to which shaft power is applied at pulley *Y*, Fig. 2. In the shaft *g*, at *L*, Figs. 2, 3, and 4, is a groove, which is hereinafter designated as the knife *L*, and at either side of said knife *L* are grooves adapted to receive the corded edges of the endless aprons *m m*, which pass around the shaft *g* and the roller *r*, said roller being also provided with grooves adapted to receive the said corded edges of the aprons *m m*. Directly above, and partially in, the knife *L* is supported and revolves the knife *a*, consisting of the parts *a'' a''*, (the pulleys *x x* being integral with said parts *a'' a''*,) the sleeve *b*, the spring *c*, and the intervening rubber *d*.

Although integral with the pulleys *x x*, we do not confine ourselves to this construction of the knife *a*, because the plates *a'' a''* may be made separate from the pulleys *x x*.

The knife *a* revolves about the shaft *a'*, which is supported in bearings in the frame

W. The frame *W* is supported by the bridge-piece *o* by means of the plate *s*, adjusting-screw *e*, and set-screw, said bridge-piece being attached in any suitable manner to the frame of the machine. To the rear, and from the center of the bridge-piece *o*, is extended the bracket *Q*, which supports the double-grooved pulley *i* in a plane above that of the knife *a*, from each side of which, around the pulleys *x x*, are endless cords *h h*, passing around said pulley *i*. At the rear of the shaft *g* is the trough *j*, having attached thereto the cleaning-tooth *k*, which rests in the knife *L*. In front of the shafts *a'* and *g* is the revolving feed-roller *p*, which is provided with a groove, *N*, directly opposite the point of meeting of the knives *a* and *L*.

The operation of our device is as follows: The tobacco-leaf is laid upon the revolving feed-roller *p*, the stem resting in the groove *N*, and is passed toward the knives. The roller, revolving, permits all parts of the leaf to advance uniformly. Upon reaching the knives the rubber *d* (which projects outwardly from between the plates *a'' a''* of the knife *a*) presses upon the stem of the leaf, and draws it through the knife *L*, where it is severed from the two sides or halves of the leaf, and is guided by the cleaning-tooth *k* downward between the corded aprons *m m* and through the trough *j*, and thence into any suitable receptacle. The halves of the leaves in the meantime have adhered to the cutting-edges of the knife *a* until conveyed upwardly against the cords *h*, which force them from the knife *a* to the endless aprons *m m*, which convey the halves to any suitable receptacle at the rear of the machine. The spring *c* and rubber *d* constantly press the plates *a'' a''* apart, thus insuring the requisite friction and pressure of the plates *a'' a''* upon the sides of the groove *L*.

What we claim as our invention, and wish to secure by Letters Patent, is—

1. The combination of the plates *a'' a''*, sleeve *b*, spring *c*, and rubber *d*, held between the plates, as and for the purpose set forth.
2. A tobacco-stripping knife having rubber

held between and projecting outwardly beyond its cutting-edges, as and for the purpose set forth.

3. The combination of a tobacco-stripping knife, pulleys *x x*, shaft *a'*, pulley *i*, bracket *Q*, and cords *h h*, said cords moving in a plane diagonally disposed to the path of the tobacco-leaf, as and for the purpose set forth.

4. In combination with the revolving circular knives, the revolving guide-roller, as and for the purpose set forth.

5. In a machine for stripping tobacco-leaves, the combination of the endless aprons *m m*, having attached cords, and operating one on each side of the knife, with the grooved shaft *g* and revolving knives *L* and *a*, as and for the purpose set forth.

LEWIS H. HAWES.
ISAAC W. ACKLEY.

Witnesses:

L. F. SMITH,
I. C. LAASS.