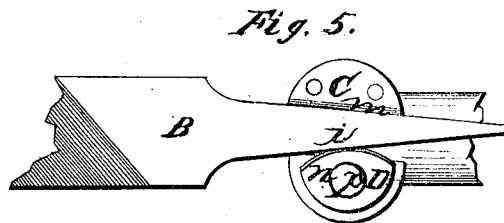
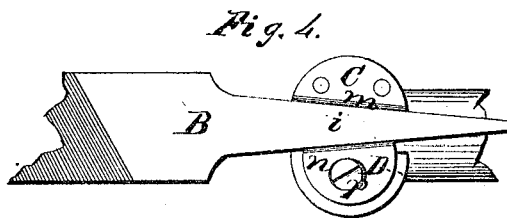
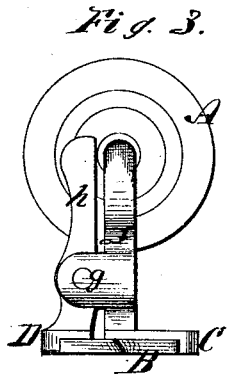
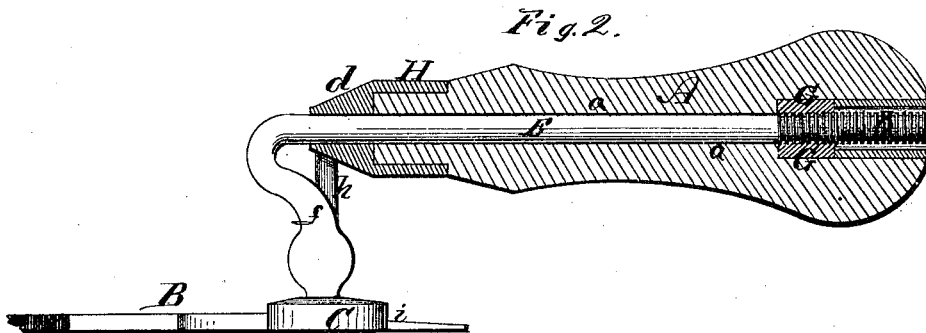
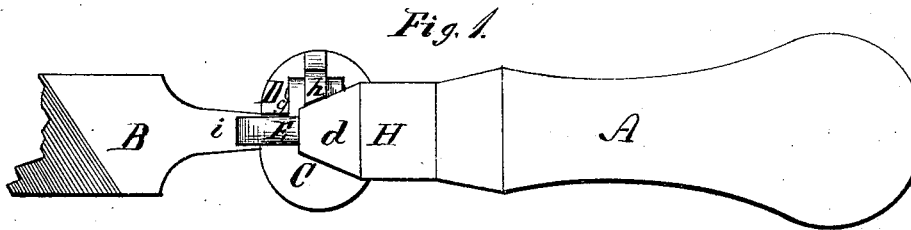


A. T. L. DAVIS.

FILE-HANDLE.

No. 185,303.

Patented Dec. 12, 1876.



WITNESSES
Leon Bacon
W. C. Schaffer.

INVENTOR
Albert J. L. Davis,
By J. S. Brown, his ATTORNEY.

UNITED STATES PATENT OFFICE.

ALBERT T. L. DAVIS, OF LAKE VILLAGE, NEW HAMPSHIRE, ASSIGNOR TO
WILLIAM H. WATSON, OF SAME PLACE.

IMPROVEMENT IN FILE-HANDLES.

Specification forming part of Letters Patent No. 185,303, dated December 12, 1876; application filed
September 30, 1876.

To all whom it may concern :

Be it known that I, ALBERT T. L. DAVIS, of Lake Village, in the county of Belknap and State of New Hampshire, have invented an Improvement in File-Handles; and I do hereby declare that the following is a full and exact description thereof, reference being had to the accompanying drawings, making part of this specification—

Figure 1 being a top view of the improved file handle or holder; Fig. 2, a side view of the same, the handle proper being in central longitudinal section; Fig. 3, a front view thereof; Fig. 4, a view of the under side of holding-jaws; Fig. 5, a view similar to Fig. 4, but showing a modified construction of one of the clamping-jaws.

Like letters designate corresponding parts in all of the figures.

The object of my invention is to produce a suitable elevated handle or holder for files, for the purpose of filing large surfaces, or upon plane surfaces where files with handles in line therewith cannot be used.

The nature of my invention consists in an improved construction of clamping-jaws for holding the file-tangs of various sizes and varied in shape, and in the means by which the jaws are tightened on the files and released therefrom, substantially as hereinafter specified.

In the drawings, A represents the handle proper; B, the file to be held; C, a stationary holding-jaw, and D a laterally-movable holding-jaw. The handle A is of any suitable form, and has a hole, *a*, through or in it, to receive the shank E of the holding-jaws C D. This holder-shank fits closely or accurately in the hole *a*, and has a screw-thread, *b*, cut thereon, which enters a nut, G, fixed immovably in the handle. Upon the front end of the handle A is a ferrule, H, having a conical end or extremity, *d*, as shown; or the conical part *d* may be applied in any equivalent manner. One jaw, C, is rigidly fixed to, or forms part of, the shank E, being bent at the neck *f* down below the line of the shank far enough to give sufficient room to grasp the handle without touching the surface on which the file may be required to act. The other jaw, D, is pivoted at *g* to the fixed jaw C, or to the neck *f*, so that it can approach toward, or recede from,

the fixed jaw laterally. Its pivoted arm *h* extends upward so as to strike the conical part *d* of the handle-ferrule H, its inner surface being laterally oblique to fit the said conical surface, as shown. Thus, when a file-tang, *i*, is placed between the two jaws C D, the holder-shank E is screwed into the handle until the arm *h* of the movable jaw D bears against the conical surface *d* of the ferrule; and by continuing to screw the shank farther into the handle, the said arm will slide along the said conical surface, and thereby be forced outward until the tang of the file is tightly clasped between the jaws C D of the holder. The ferrule holds the movable jaw to the file as long as the said file is to be retained in the handle, and when the file is to be removed the handle is turned backward, thus freeing the arm *h* from contact with the conical surface, and consequently releasing the file. One jaw, say the fixed jaw C, has a lip, *m*, which holds one edge of the file-tang, having the proper angle or direction to hold the file straight forward. The other jaw, D, has a movable self-adjusting lip-plate, *n*, which turns on a screw or pin, *p*, so as to adapt its edge to the angle or taper of the file-tang, and thus hold it securely, however much the tang may vary in taper.

A modification is shown in Fig. 5, wherein the holding-lip *n* of one jaw is curved, as shown, so that it touches the edge of the file-tang tangentially, and thus holds the file securely.

This handle or holder is adapted to holding other instruments of like requirements besides files.

What I claim as my invention, and desire to secure by Letters Patent, is—

A file-holder composed of a handle, A, provided with a nut, G, and conical surface *d*, and of clamping-jaws C D, provided with a screw-shank, E, to travel in the said nut, and with a lever or pivoted arm, *h*, to act against the said conical surface, all constructed to operate substantially as and for the purpose herein specified.

ALBERT T. L. DAVIS.

Witnesses:

O. H. KEY,
WM. H. WATSON.