

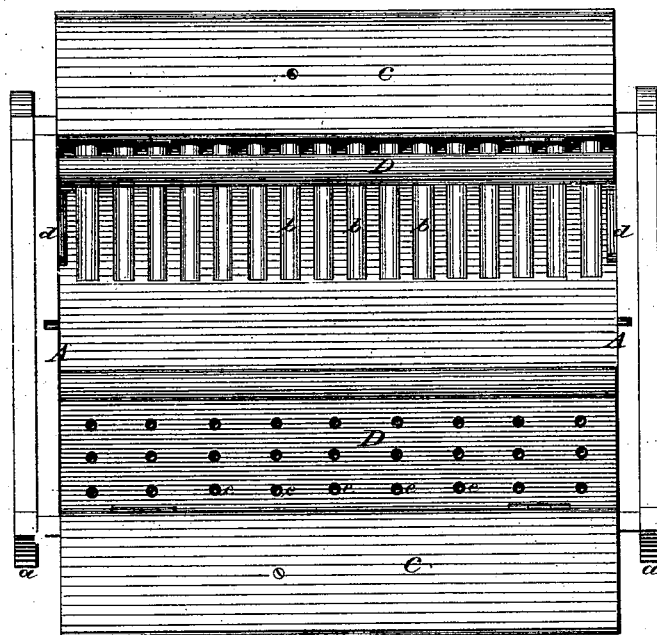
H. L. STEM & A. M. BAKER.

WASHING-MACHINE.

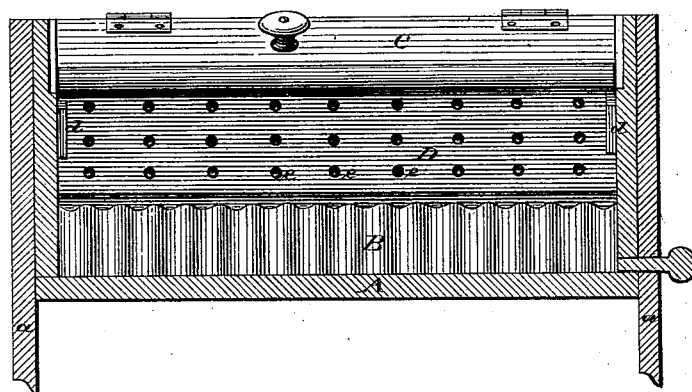
No. 185,359.

Patented Dec. 12, 1876.

*Fig. 1.*



*Fig. 3.*



Attest:  
*Jno. D. Madigan*  
*and G. Suterch*

Inventors:  
*N. L. Stem & A. M. Baker,*  
by *Louis Baggett & Co.*  
*Attys.*

H. L. STEM & A. M. BAKER.  
WASHING-MACHINE.

No. 185,359.

Patented Dec. 12, 1876.

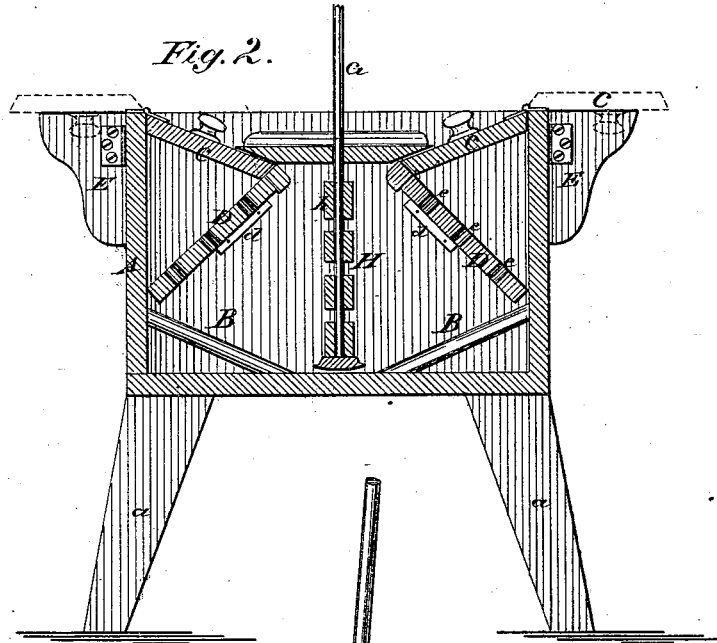


Fig. 2.

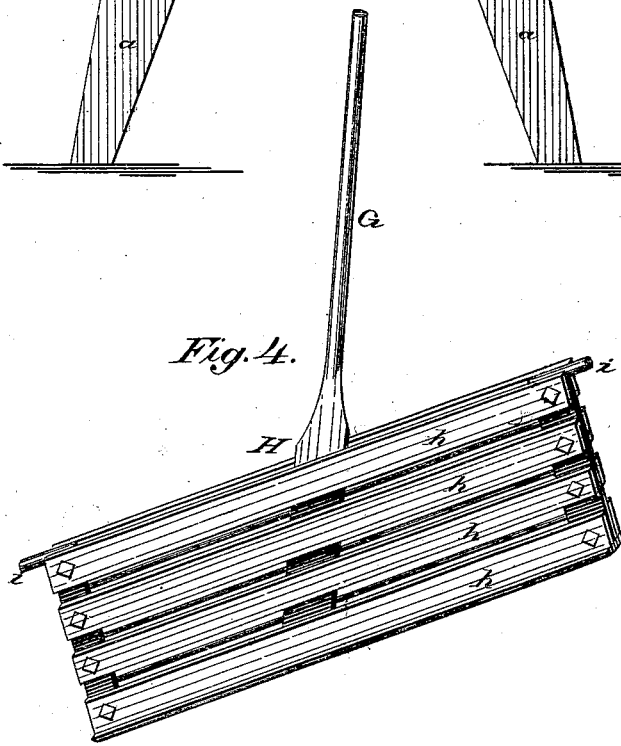


Fig. 4.

Attest:  
*Jno. W. Madigan*  
*and G. D. Ulrich*

Inventor:  
*H. L. Stem & A. M. Baker*  
by *Louis Ragner & Co.*  
*Attys.*

# UNITED STATES PATENT OFFICE.

HULBERT L. STEM AND ALEXANDER M. BAKER, OF OSKALOOSA, IOWA.

## IMPROVEMENT IN WASHING-MACHINES.

Specification forming part of Letters Patent No. **185,359**, dated December 12, 1876; application filed September 2, 1876.

*To all whom it may concern:*

Be it known that we, HULBERT L. STEM and ALEXANDER M. BAKER, of Oskaloosa, in the county of Mahaska and State of Iowa, have invented certain new and useful Improvements in Washing-Machines; and we do hereby declare that the following is a full, clear, and exact description thereof, which will enable others skilled in the art to which it appertains to make and use the same, reference being had to the accompanying drawings, which form a part of this specification, and in which—

Figure 1 is a top plan, the covers and one of the press-boards being open. Fig. 2 is a cross-section. Fig. 3 is a longitudinal section, and Fig. 4 is a perspective view of the dasher detached.

Similar letters of reference indicate corresponding parts in all the figures.

This invention relates to that class of washing-machines in which the cleansing is effected by means of a reciprocating dash-board operated by a lever-handle; and it consists in the construction and arrangement of parts hereinafter more fully shown and described.

In the drawing, A is the body of our improved washing-machine. This is preferably made in the shape of a square box, elevated from the floor by means of legs *a*. In the bottom of this box are placed, longitudinally, two slanting, slotted, or corrugated boards, B B, as in Fig. 3, or their equivalent, formed by series of wooden strips *b*, as in Fig. 1. D D are the press-boards. These are made of wood, and have each a series of perforations, *e e*. They are pivoted, as shown, in the ends of box A, near the sides, and rest, when closed down in the position shown in Fig. 2, upon narrow shelves or brackets *d d* on the ends of the box.

Partly in order to keep the press-boards D in position while the machine is being used, and partly to keep water from splashing out, we employ the folding lids or covers C C. These, when closed, as in Fig. 2, rest against the upper edges of boards D, which are thus prevented from opening or unfolding, while, at the same time, the water which, by the operation of the machine, is forced through perforations *e e* is prevented from splashing over the edge of the box A. E E are brackets hinged upon the

sides of box A, upon which the covers C may rest when opened, thus forming tables, upon which the newly-washed linen may be placed.

The dasher, with which the operation of washing is performed, is of the construction clearly illustrated in Fig. 4 of the drawings. It consists of a lever or handle, G, to the lower end of which is affixed, upon each side, a series of wooden slats, *h*, forming the dash-board H. Instead of wooden slats, wide slotted or perforated boards may be used, the result attained being the same. The upper ends of dash-board H have projections or pivots *i*, which work in suitable bearings in the ends of box A.

The operation and advantages of our improved washing-machine will be readily understood from the foregoing description. When the machine is to be used the covers C and press-boards D are opened, and the dasher placed in position in its bearings. The articles that are to be washed can now be conveniently placed in the box with soap and water, they being placed on both sides of the dasher. The press-boards D are now returned to their folded position, in which they are kept by the covers C being folded down against them, as already described.

After washing the articles in the box A the covers C may be folded back upon brackets E, thus forming tables, upon which the clean clothes may be conveniently placed as they are being removed from the machine.

Having thus described our invention, we claim and desire to secure by Letters Patent of the United States—

In a washing-machine consisting of a box or tub, A, having slotted or corrugated bottom boards B and reciprocating dasher H, the swinging perforated press-boards D and hinged covers C, the latter resting, when closed, against the upper edges of boards D, as and for the purpose herein shown and specified.

In testimony that we claim the foregoing as our own we have hereto affixed our signatures in presence of two witnesses.

HULBERT L. STEM.  
ALEXANDER M. BAKER.

Witnesses:

J. W. McCORD,  
L. F. ROBINSON.