

J. A. SWAN.
BARN-DOOR HANGER.

No. 185,361.

Patented Dec. 12, 1876.

Fig. 1.

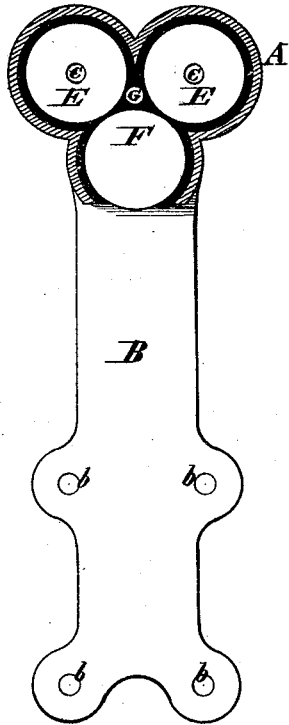


Fig. 2.

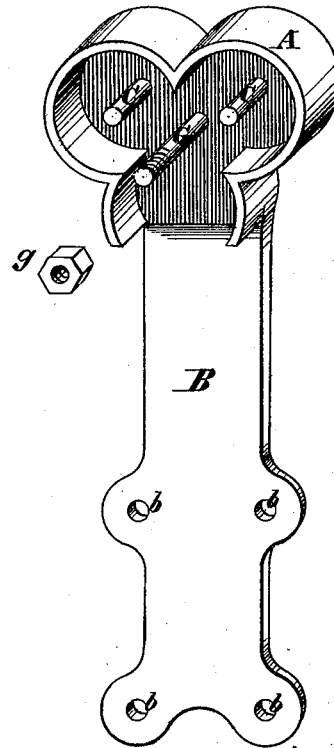
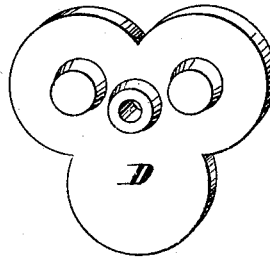


Fig. 3.



WITNESSES
Chas. Gooch
Attest

INVENTOR
James A. Swan
By *Knight & Co.* Attorneys

UNITED STATES PATENT OFFICE.

JAMES A. SWAN, OF JOLIET, ILLINOIS.

IMPROVEMENT IN BARN-DOOR HANGERS.

Specification forming part of Letters Patent No. **185,361**, dated December 12, 1876; application filed October 10, 1876.

To all whom it may concern:

Be it known that I, JAMES A. SWAN, of Joliet, Will county, Illinois, have invented a new and useful Barn-Door Hanger, of which the following is a specification:

My invention is an improvement on those appendages to the upper edges of doors which contain rollers adapted to run along a rail or bar attached to the lintel; and my improvement consists in a novel arrangement of anti-friction wheels, upon which the roller proper revolves or journals, in order to enable the door to be operated with the least practicable expenditure of labor.

In the accompanying drawings, Figure 1 is a front elevation of the hanger without the cap. Fig. 2 is a perspective view of the shell of said hanger, and Fig. 3 is a perspective view of its cap.

A is a box or casing, and B a shank-plate,

having suitable holes *b* for wood-screws or rivets, wherewith the hanger is attached to the door. The cap D is secured to the box A by a nut, *g*, and stud-bolt G, which latter may be cast in the box A. E E are wheels running on stud-shafts C C, also cast on the box. The roller F, which runs on the rail, bears on the peripheries of the wheels E E, as shown.

I claim as new and of my invention—

The loose roller F, bearing on anti-friction wheels E E, running on stationary stud-shafts C C within a case, A, closed by a cap, D, secured by a bolt, G, as shown.

In testimony of which invention I hereunto set my hand.

JAMES A. SWAN.

Attest:

GEO. H. KNIGHT,
HARRY E. KNIGHT.