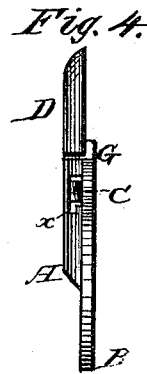
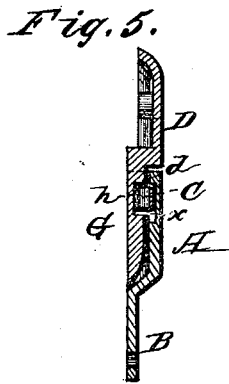
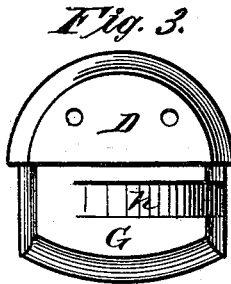
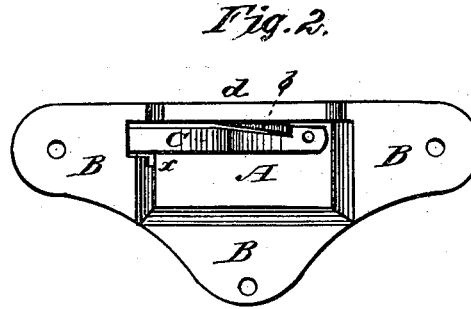
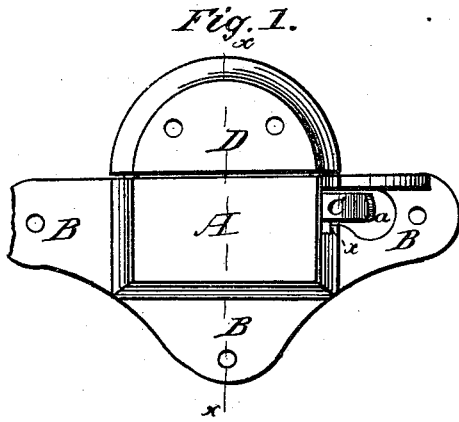


H. AHREND.
TRUNK FASTENINGS.

No. 185,421.

Patented Dec. 19, 1876.



Witnesses:
J. C. Dietrich
Wm. Supperman

Inventor:
Hermann Ahrend

Per: *C. H. Watson & Co.* Attorneys.

UNITED STATES PATENT OFFICE.

HERMANN AHREND, OF NEWARK, NEW JERSEY, ASSIGNOR TO WILLIAM
B. GOULD, OF SAME PLACE.

IMPROVEMENT IN TRUNK-FASTENERS.

Specification forming part of Letters Patent No. 185,421, dated December 19, 1876; application filed
December 2, 1876.

To all whom it may concern:

Be it known that I, HERMANN AHREND, of Newark, in the county of Essex and State of New Jersey, have invented certain new and useful Improvements in Trunk-Fastening; and I do hereby declare that the following is a full, clear, and exact description thereof, which will enable others skilled in the art to which it appertains to make and use the same, reference being had to the accompanying drawings, and to the letters of reference marked thereon, which form a part of this specification.

The nature of my invention consists in the construction and arrangement of a trunk-fastening, as will be hereinafter more fully set forth.

In the annexed drawing, Figure 1 is an outside or front view of my trunk-fastening. Figs. 2 and 3 are detached views of the two parts thereof. Fig. 4 is an edge or side view of the fastening; and Fig. 5 is a section through the line *x x*, Fig. 1.

A represents a rectangular box, of any suitable dimensions, provided at its ends and bottom with projecting ears B B, through which screws are to be passed to fasten the box to the outside of the trunk-body. Within the box A, near one end, is pivoted a spring, C, which extends the entire length of the box, and projects through an orifice at the other end thereof, the outer end of the spring forming a thumb-piece, *a*, by means of which the spring is operated. The spring C is, near its inner end, along the upper edge, split diagonally, to form an auxiliary spring, *b*, which bears against a shoulder, *d*, formed along the upper edge on the inside of the box, which auxiliary spring acts to depress the outer end of the mainspring when the same is pulled outward, so that said mainspring will be

caught and held in a notch, *x*, in the box. On the front of the trunk-lid is to be fastened a plate, D, from the lower edge of which projects a tongue, G, of suitable size and form to enter and fit in the box. The lower edge of this tongue G is made convex and beveled, so that in entering the upper open end of the box A it will pass under the spring C and raise the same (or press it outward) until the tongue is entirely down into said box, when the spring automatically springs into an inclined horizontal recess, *h*, formed in the outer face of the tongue, and thus fastening the trunk.

By pulling outward on the thumb-piece *a* the spring C is moved out of the recess *h* on the tongue, and the auxiliary spring *b* turns the spring C into the notch *x* in the box, holding the same in that position, so that the trunk can be opened and closed without being fastened. When the trunk then is closed the spring C may be raised out of the notch *x*, and it will then spring back into the recess *h* and fasten the trunk.

Having thus fully described my invention, what I claim as new, and desire to secure by Letters Patent, is—

1. The combination of the box A, the spring C, with thumb-piece *a*, and the tongue G, with inclined recess *h*, all constructed substantially as and for the purposes herein set forth.

2. The auxiliary spring *b*, formed on the mainspring C, in combination with the box A and the notch *x* therein, substantially as and for the purposes herein set forth.

In testimony that I claim the foregoing as my own I affix my signature in presence of two witnesses.

HERMANN AHREND.

Witnesses:

CHAS. WILD,
B. F. MULLIGAN.