

C. H. HERMANN.  
INVALID CHAIR.

No. 185,444.

Patented Dec. 19, 1876.

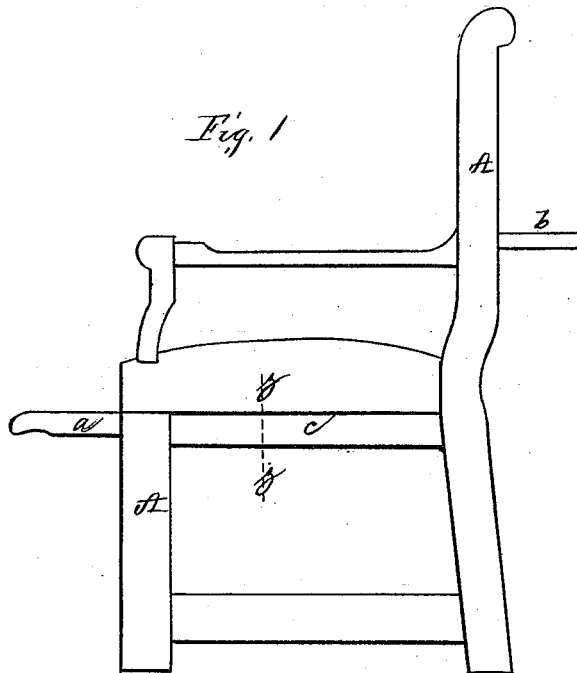


Fig. 2.

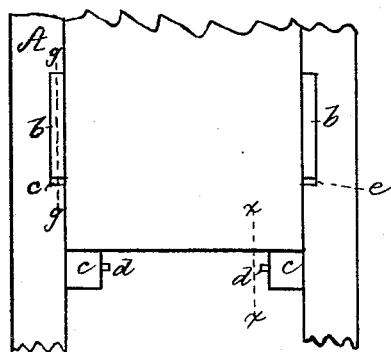


Fig. 3.

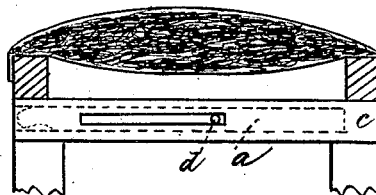


Fig. 4.

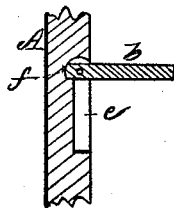


Fig. 5.



Witnesses,  
W. J. Cambridge  
John Corwin

Inventor,  
Chas. H. Hermann

# UNITED STATES PATENT OFFICE.

CHARLES H. HERMANN, OF BOSTON, MASSACHUSETTS.

## IMPROVEMENT IN INVALID-CHAIRS.

Specification forming part of Letters Patent No. 185,444, dated December 19, 1876; application filed May 24, 1876.

*To all whom it may concern:*

Be it known that I, CHARLES H. HERMANN, of Boston, in the county of Suffolk and State of Massachusetts, have invented certain Improvements in Chairs, of which the following is a full, clear, and exact description of the same, reference being had to the accompanying drawings, making part of this specification, in which—

Figure 1 is a side elevation. Fig. 2 is a rear elevation. Fig. 3 is a section on the line *xx* of Fig. 2. Fig. 4 is a section on the line *yy* of Fig. 2. Fig. 5 is a transverse section on the line *zz* of Fig. 1.

This invention has for its object to provide a ready means of transporting an invalid from place to place; and consists in a chair provided with arms or handles, so constructed that when not required for use they are not exposed to view.

To enable others skilled in the art to understand and use my invention I will proceed to describe the manner in which I have carried it out.

In the said drawings, A represents a chair of the ordinary construction provided with handles or arms *a* at the front, and handles or arms *b* at the rear, of the chair. Each of the front handles *a* slides within a frame or guide, *c*, beneath the seat, and are each provided with a pin or projection, *d*, which strikes against a stop to prevent the handles from being pulled out of the chair when required for use. The rear handles *b* are pivoted within

slots or depressions *e* in the rear frame of the chair, above the level of the seat, and are of such form that when swung up into the position seen in Fig. 4 their rear ends will enter a notch, *f*, which fits the end of the handle, so that the handle, when required for use, cannot revolve upon its pivot, and also affords a firm bearing by which a leverage can be obtained. The handles *b*, when not required for use, lie flush with the outer surface of the frame of the chair. The handles *a* and *b* afford a ready and convenient means of carrying an occupant of the chair from place to place, and when closed up and not in use are hid from view.

If desired, the rear handles may be made to slide out from the rear of the chair, similar to the handles *a*; but I prefer the method first described, and if desired the front handles *a* may slide within the side frame of the seat instead of within a frame or guide under the seat.

What I claim as my invention, and desire to secure by Letters Patent, is—

A chair provided with the front handles *a*, sliding beneath the seat of the chair, and the rear handles *b*, constructed and operating, as shown, for the purpose described.

Boston, May 19, 1876.

CHAS. H. HERMANN.

Witnesses:

E. H. PENDERGAST,  
WILLIAM ELVEDT.