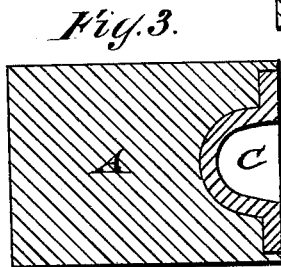
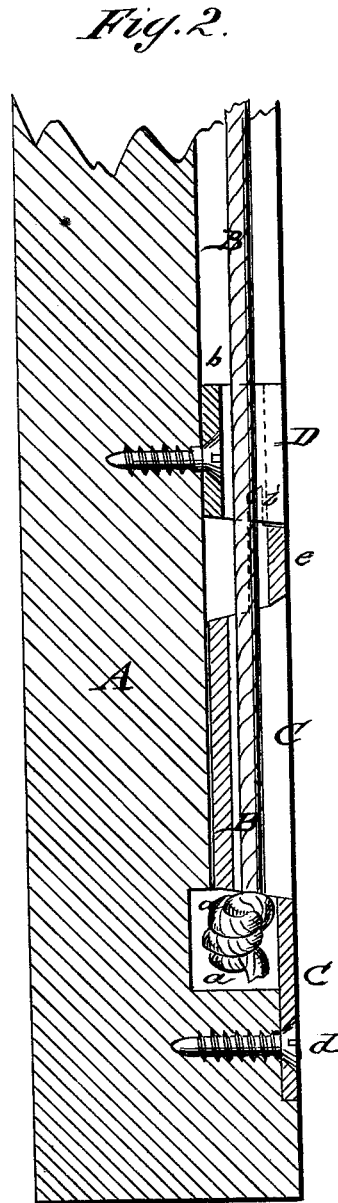
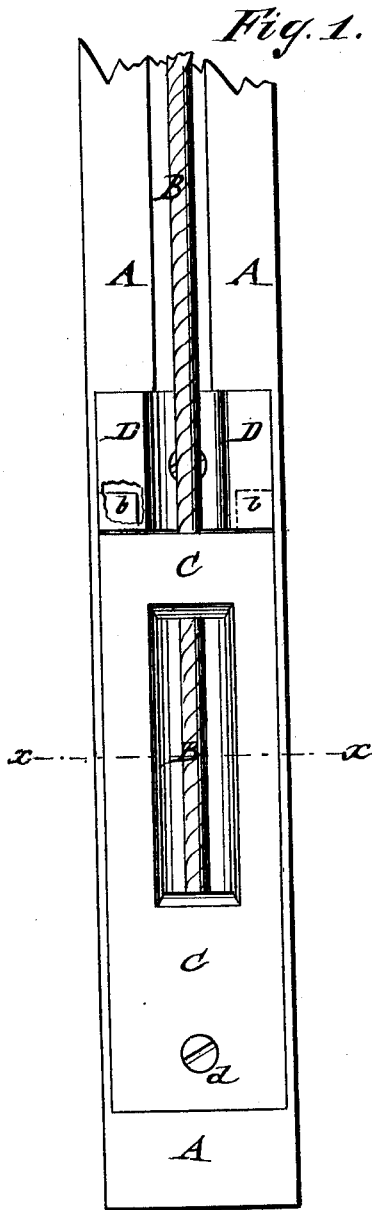


C. HINTZMAN.
SASH-CORD FASTENER.

No. 185,535.

Patented Dec. 19, 1876.



WITNESSES:
E. Wolff,
J. A. Scarborough

INVENTOR:
C. Hintzman
BY *Munroe*
ATTORNEYS.

UNITED STATES PATENT OFFICE.

CHARLES HINTZMAN, OF NEW YORK, N. Y.

IMPROVEMENT IN SASH-CORD FASTENERS.

Specification forming part of Letters Patent No. **185,535**, dated December 19, 1876; application filed November 4, 1876.

To all whom it may concern:

Be it known that I, CHARLES HINTZMAN, of the city, county, and State of New York, have invented a new and Improved Sash-Cord Fastener, of which the following is a specification:

Figure 1 represents a side view; Fig. 2, a vertical transverse section; and Fig. 3, a horizontal section on line *x x*, Fig. 1, of my improved device for fastening the cords of window-sashes.

Similar letters of reference indicate corresponding parts.

My invention has reference to a simple and convenient device, by which the suspension-cords of balanced window-sashes may be readily applied or taken off for the purpose of removing or replacing the sash for repairing, cleaning, and other purposes; and the invention consists of a detachable socket, secured to the sash by a single screw near one end, and at the other by two lips, that project under a lock-plate, as hereinafter described.

In the drawing, A represents a window-sash, and B the suspension-cord of the same, which serves to balance the sash by pulley and weight in the customary manner. The cord B runs in a guide-groove, *b*, at the side of the sash, and is secured near the lower part of the same by a knot, *a*, to a detachable socket-plate, C, that is attached by side lips *b'* at the upper end to a fixed recessed lock-plate, D, and by a fastening-screw, *d*, at the lower end. The socket-plate bears by its straight lower and semicircular middle parts on the knot *a* of the cord, and is fitted, in the same manner as

the lock-plate, by the middle part into the side groove of the sash, forming thereby a guide-channel for the cord. A lateral bridge part, *e*, at the upper part of the socket-plate, binds on the cord and retains the plate thereon when detached from the sash. The side lips *b* form side extensions of the upper bridge-plate, and fit into the recesses of the lock-plate, being mainly devised for the purpose of admitting the fastening and detaching of the socket-plate by one screw merely. The lower part of the side groove of the sash is preferably enlarged for the knot at the end of the cord.

By loosening the screw *d* the cord may be taken off the sash, the socket being retained at the end of the cord, and quickly applied again by inserting the lips into the lock-plate and tightening the screw again. The window-sashes may in this manner be quickly and conveniently detached from the cords and replaced thereon, so as to facilitate the handling of the balanced sash-windows by a neat and cheap device.

Having thus described my invention, I claim as new and desire to secure by Letters Patent—

In a sash-cord fastener, the socket-plate C, having lips *b b*, projecting into grooves on the under side of a lock-plate, D, to allow the said socket-plate to be fastened by a single screw, *d*, as shown and described.

CHARLES HINTZMAN.

Witnesses:

PAUL GOEPEL,
C. SEDGWICK.