

P. W. PECKHAM.

ASH-SIFTER.

No. 185,570.

Patented Dec. 19, 1876.

Fig. 1.

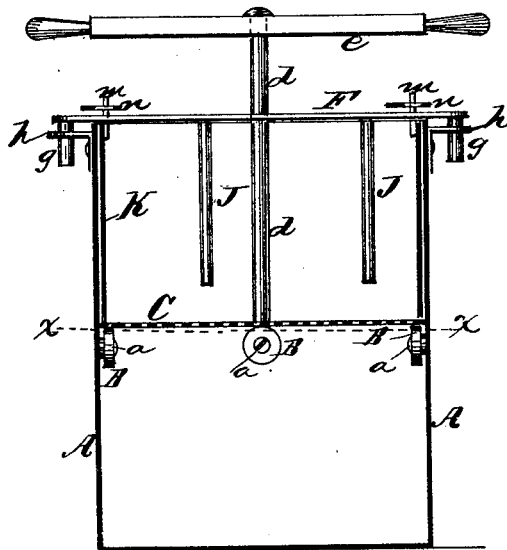


Fig. II.

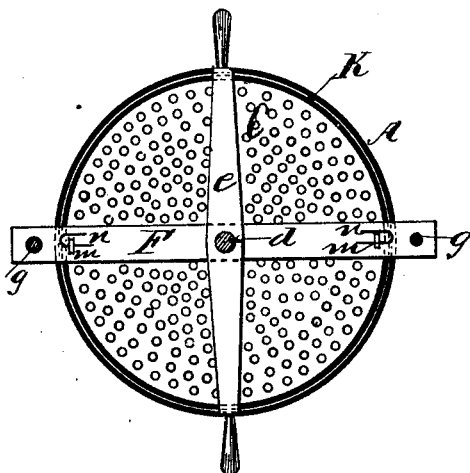
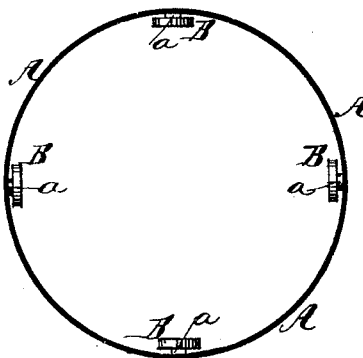


Fig. III.



Witnesses:
J. Barritt
Richard C. deL. Comer

Inventor:
Peter W. Peckham.
Per Henry Gerner,
his Atty.

UNITED STATES PATENT OFFICE.

PETER W. PECKHAM, OF NEW YORK, N. Y., ASSIGNOR TO SUSAN L. AND CLARA N. STAVERS, OF EXETER, NEW HAMPSHIRE.

IMPROVEMENT IN ASH-SIFTERS.

Specification forming part of Letters Patent No. 185,570, dated December 19, 1876; application filed August 7, 1876.

To all whom it may concern:

Be it known that I, PETER W. PECKHAM, of New York city, county, and State of New York, have invented a new and useful Improvement in Ash-Sifter, of which the following is a specification:

My invention consists in placing inside of a cylindrical casing or receiver for the ashes a perforated circular disk, which is supported upon four friction-wheels, the axles of which are fastened to the inner side of the said casing. To the center of the perforated disk and extending upward is fastened a rod, provided at the upper end with a handle for the purpose of revolving the disk. This rod is held in place by a cross-piece through which it passes. The outer ends of this cross-piece are provided with pins, which enter into eyes fastened to the outside of the casing. The object of this locking device is to hold the cross-piece in its place and to remove the same readily when required. To the under side of cross-piece are fastened two or more rods extending downward near to the top of the perforated disk. These rods serve to prevent the cinders and coal from revolving when the disk is revolved. To the under side, near to the ends of the cross-piece, is loosely fastened by hooks and eyes an open cylinder, which extends downward close to the top of the perforated disk. The object of this open cylinder is to hold the coal and cinders after they

are sifted, so that they can be readily removed from the inside of the casing.

In order to describe my invention more fully I refer to the accompanying drawing, forming a part of this specification.

Figure I is a vertical sectional view of an ash-sifter embodying my invention. Fig. II is a plan view, and Fig. III is a plan sectional view taken on line *x x*, Fig. I.

A is the outer cylindrical casing, to the under side of which are fastened at right angles the axles *a a*, upon which revolve friction-rollers B B. C is the perforated disk with rod *d*, provided with a handle, *e*. F is the cross-piece with pins *g g*, which fit into the eyes *h h*. J J are the rods fastened to the cross-piece F. K is the open cylinder, hung by the eyes *m* and hooks *n* to the cross-piece F.

Having thus described by invention, I desire to claim—

The open cylinder K, in combination with cross-piece F with rods J, perforated disk C with rod *d* and handle *e*, and casing A with friction-rollers B, substantially as described, and for the purpose set forth.

This specification signed this 18th day of July, 1876.

P. W. PECKHAM.

Witnesses:

RICHARD GERNER,
FREDK. B. SWIFT.