

P. W. PECKHAM.
ASH-SIFTER.

No. 185,572.

Patented Dec. 19, 1876.

Fig 1

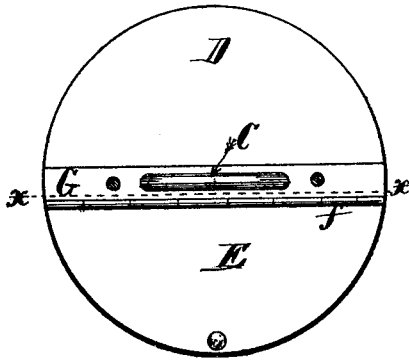
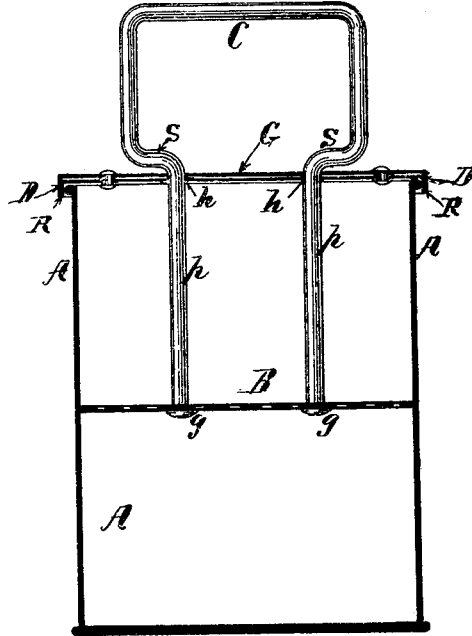


Fig 2



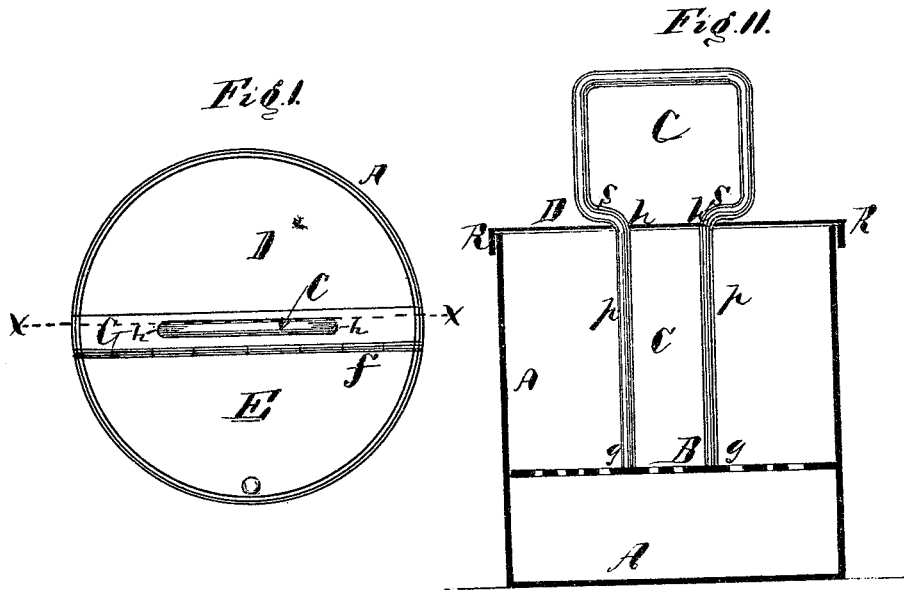
Witnesses:
F. Barrett.
W. H. Gurney.

Inventor:
Peter W. Peckham,
 Per: *Henry Gurney*
Atty.

P. W. PECKHAM.
ASH-SIFTER.

No. 185,572.

Patented Dec. 19, 1876.



Witnesses:
J. Barritt.
Richard B. ...

Inventor.
Peter W. Peckham.
 Per: *Henry Gerner,*
Atty.

UNITED STATES PATENT OFFICE.

PETER W. PECKHAM, OF NEW YORK, N. Y., ASSIGNOR TO SUSAN L. AND CLARA N. STAVERS, OF EXETER, NEW HAMPSHIRE.

IMPROVEMENT IN ASH-SIFTERS.

Specification forming part of Letters Patent No. 185,572, dated December 19, 1876; application filed September 22, 1876.

To all whom it may concern:

Be it known that I, PETER W. PECKHAM, of the city, county, and State of New York, have invented a new and useful Improvement in Ash-Sifters; and I declare the following to be a full and clear description of the same, which will enable others to make and use my improved ash-sifter.

My invention consists in constructing a cover for an ash-sifter, which serves as a guide and support for the handle, to which the coal-sifter or a perforated disk is fastened. The handle, consisting of a bent iron bar, is provided with shoulders at or above the middle, on which the handle rests, and consequently supports the coal-sifter riveted thereto in a certain position inside of the cylindrical vessel. The cover is circular, and is constructed with a rim to fit the top of the cylindrical vessel in which the coal-sifter is placed, and revolves with the coal-sifter when this is set in motion. The cover is constructed with a hinged lid, so that the coal to be sifted may be introduced through this lid without removing the cover.

In order to more fully describe my invention, I refer to the accompanying drawing, forming a part of this specification.

Figure I is a top view of my improved ash-sifter. Fig. II is a sectional view taken on the line *x x*, Fig. I.

A is the cylindrical vessel. B is the perforated disk or ash-sifter. C is the handle riveted to the ash-sifter at *g g*, and provided

with shoulders *s s*. D is the cylindrical cover with the rim R and the lid E, hinged at *f f* to the cover D. G is an iron bar riveted to the cover D, in order to give strength to the same. *h h* are holes cut through the bar G and the cover D, in which the arms *p p* of the handle C are placed.

The operation of my device is as follows: Ashes to be sifted having been inserted into the upper part of the cylinder A, upon the disk B, by means of the lid E, the disk B is agitated by means of the handle C either circularly to and fro, or vertically up and down. When the motion is horizontal, the cover D is carried around with the sieve. The shoulders *s s* support the sieve and its contents, and always secure a portion of the handle above the lid sufficient to manipulate the sieve.

Having thus described my invention, I desire to claim—

The cover D, with the hinged lid E, with the rim R, bar G, and holes *h h*, in combination with the handle C provided with the shoulders *s s*, the sieve B, and the cylindrical vessel A, substantially as described, and for the purpose set forth.

This specification signed this 3d day of August, 1876.

P. W. PECKHAM.

Witnesses:

RICH. GERNER,
F. BARRITT.