

D. AIKMAN.

MANUFACTURE OF PEAT FUEL.

No. 185,657.

Patented Dec. 26, 1876.

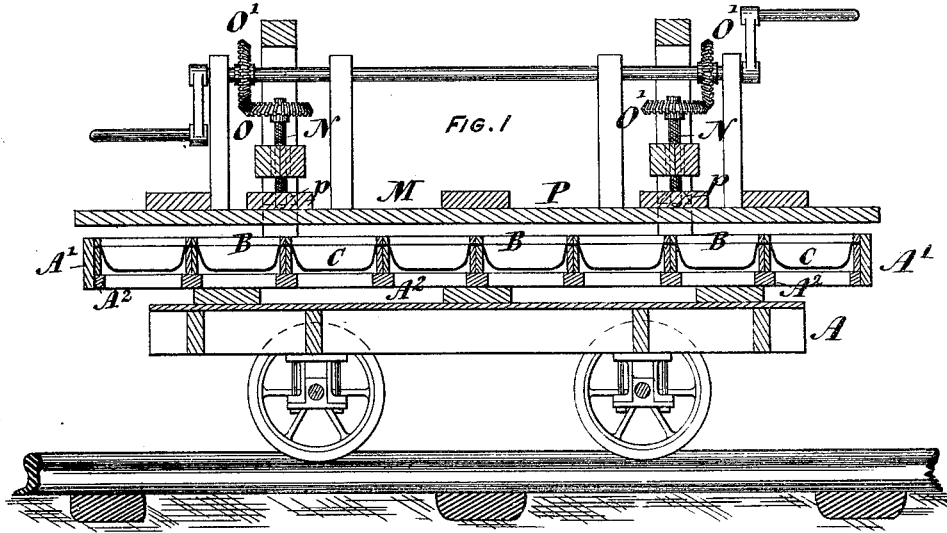


FIG. 2

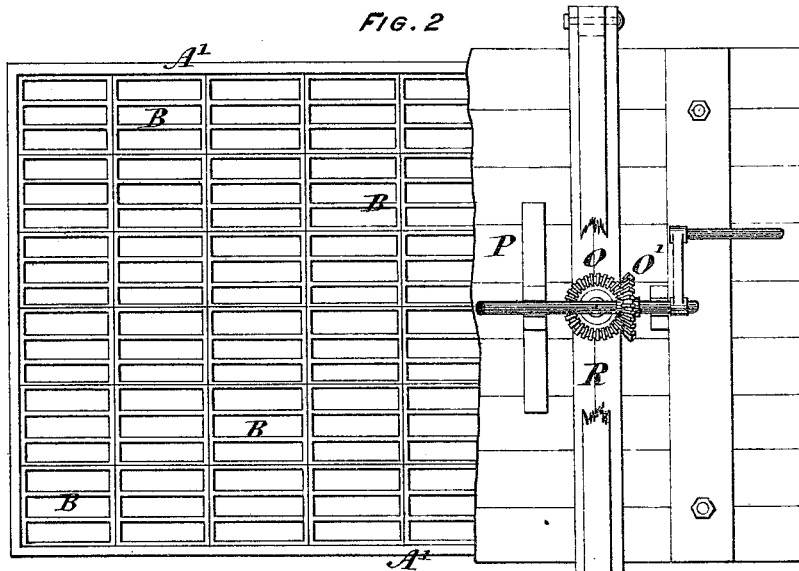


FIG. 3

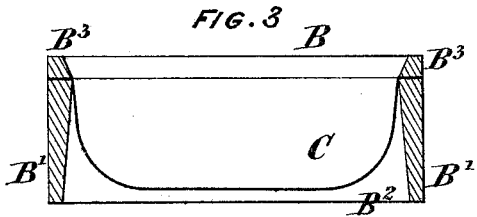
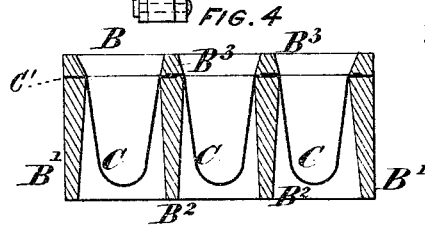


FIG. 4



Witnesses:
 Harley Laurie.
 William J. Kerr.

Inventor:
 David Aikman
 per atty
 Rast & Rudair.

D. AIKMAN.
MANUFACTURE OF PEAT FUEL.

No. 185,657.

Patented Dec. 26, 1876.

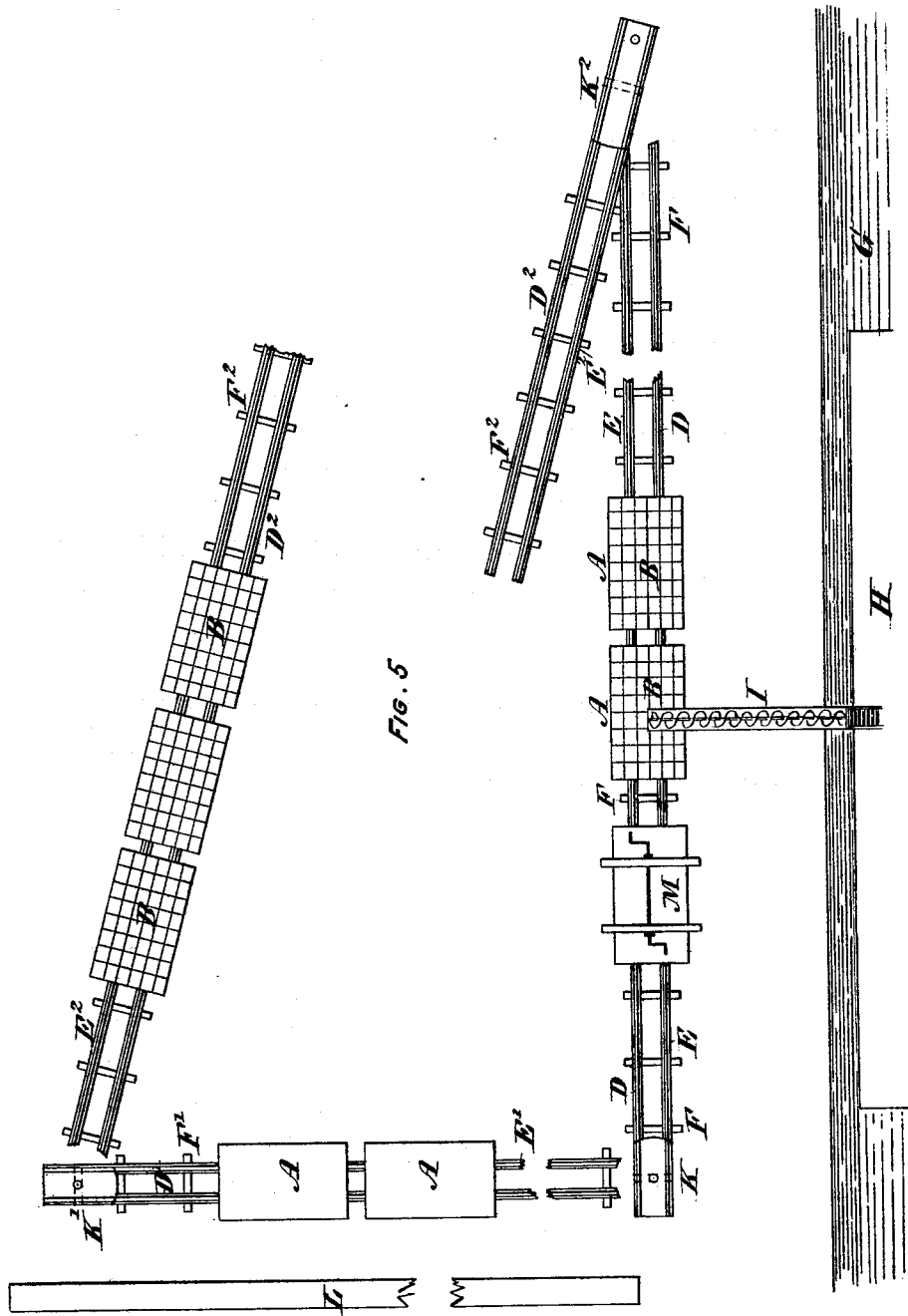


FIG. 5

Witnesses:
Harley Laurig
William J. Kerr.

Inventor:
David Aikman
per att. Rashley Reynolds

UNITED STATES PATENT OFFICE.

DAVID AIKMAN, OF MONTREAL, QUEBEC, CANADA.

IMPROVEMENT IN THE MANUFACTURE OF PEAT FUEL.

Specification forming part of Letters Patent No. **185,657**, dated December 26, 1876; application filed September 22, 1876.

To all whom it may concern:

Be it known that I, DAVID AIKMAN, of the city of Montreal, in the district of Montreal and Province of Quebec, Canada, have invented certain new and useful Improvements on the Manufacture of Peat Fuel; and I do hereby declare that the following is a full, clear, and exact description of the same.

For many years past I have been engaged in the manufacture of peat fuel by the process patented by Mr. James Hodges, in which the appliances for excavating and pulping the peat are most excellent, but the process of drying it very deficient.

The manner in which the curing of the fuel is at present performed is as follows: The pulp is discharged from a long spout, called a distributor, over a prepared bed, about one hundred and twenty feet wide, where it is spread evenly over the ground, and lies there until it is sufficiently dry to allow of being marked out in the shape of bricks; it then lies somewhat longer, to allow it to get dry enough to be lifted from the ground and put onto racks or otherwise for drying. The time taken by this process is so long (especially where the season for working is short) that the fuel can seldom become thoroughly dry and fit for market, and there is great danger of its being attacked by frost before being removed from the beds, which would occasion a heavy loss. Beside this risk the expense of handling the fuel by this process is large.

To obviate these difficulties, avoid loss and expense, and cheapen the production of the fuel to its lowest possible point is the object of my present invention, which is to be used in connection with the Hodges patent or other floating excavators.

In my arrangement the peat is received from one of the port-holes underneath the distributor into a series of molds arranged in a frame placed on a light platform-car or trolley, these molds being contained in boxes, (usually three in each,) of which there may be from thirty to fifty in a set. The pulp which falls from the distributor is sufficiently fluid to allow it to fill up the molds. As soon as the set of boxes on one trolley is filled up it is moved backward from the direction in which the excavator advances and run under a screw-press,

(this being made the full superficial size of the trolley,) which, being brought down upon the pulp, forces it into shape in the molds, any free water that it may contain escaping through the wire gauze of which the mold is composed. While this is in progress another trolley has taken the place of the first under the distributor, and so on with the whole set of trollies, which may be about eight in number. The first is now released from the press and brought, by means of a light tramway and turn-table, to the face of the drying-racks; the boxes are quickly removed from their places in the frame, carried to the drying-racks, and upturned, leaving their contents, in the shape of soft rounded bricks, on the shelves, where they are allowed to remain usually from seven to fourteen days, according to the weather, when they are removed for storage or market.

By this arrangement of molds carried in trollies the work is kept constantly going, and a large amount of manual labor is saved in the handling of the fuel, thus reducing the cost to a minimum, and, owing to the nature of the process, the fuel, when dry, is close and hard, giving a dense heat when burned.

To work this patent to advantage the size of the Hodges excavator used should be such as will cut a fifteen-foot canal, instead of a twenty-foot, as at present.

For fuller comprehension, however, of my invention, reference must be had to the annexed drawings, in which—

Figure 1 is a longitudinal sectional elevation of the trolley and press. Fig. 2 is a plan view, partly of the press and partly of the trolley. Fig. 3 is a longitudinal section of box. Fig. 4 is a transverse section of box. Fig. 5 is a plan, showing general arrangement of works.

Similar letters of reference indicate like parts.

A is a trolley or platform-car, of any ordinary kind, upon which is secured a frame, A¹, strongly fastened together, and containing any suitable number of boxes, B, (forty-eight being shown in the drawings,) these having their ends carried by transverse pieces A², and being constructed as will now be described.

The pieces B¹, which form each box, are strongly dovetailed together, and, as shown in Figs. 3 and 4, are beveled off toward their lower edge, each box being divided into two or more compartments by pieces B², beveled off in the same way as the sides and ends. In each of these compartments is placed a mold, C, formed of wire mesh, and shaped, as shown, with rounded ends and bottom, secured in place by the flanges C¹, attached by nails, or in any other suitable way, on the tops of the pieces B¹ B². To cover these flanges, and still further hold them, are placed pieces B³, beveled outward, and secured on the top of the pieces B¹ B².

The trolley A runs along light rails D, secured on longitudinals E, these in their turn being laid upon and attached to cross-ties F, the whole of this tramway being of light scantlings, in length of, say, about thirty feet, so that they can be easily lifted and carried when the track requires shifting.

For operating this invention I prefer to arrange this track parallel to the canal G from which the peat is being dug, the excavator H lying alongside and delivering the pulped peat into the boxes through a port-hole underneath the spout or distributor I. At right angles to the track D runs another, D¹, of exactly similar construction, and connecting with it by a turn-table, K, and from the end of this track D¹ runs another of like construction, D², forming the hypotenuse of the triangle, turn-tables K¹ K² connecting its ends with the tracks D D¹. These turn-tables may be of any suitable construction, such as a platform carrying a track sufficient for the wheel-base of the car, and turning on a central pin projecting up from a lower floor, it being essential, however, that these turn-tables should be capable of being transported without difficulty. Alongside the track D¹, and at a little distance from it, are arranged drying-stages L, having two or more floors, these being preferably of the construction for which Letters Patent of the United States No. 113,478 have already been granted to me.

The press M, shown in Figs. 1 and 2, may be of any suitable kind. As shown in the drawings, screws N, operated by means of beveled gears O O¹, (the latter of these being placed on a shaft rotated by handles or in any usual way,) operate to raise and lower a platform, P, a small collar, p, holding in each case the end of the screw, and insuring its lifting the platform. The screws N work in horizontal pieces R, carried by a frame of any suitable kind, and are arranged to give the lift desired. When the track is moved forward the press is moved with it to its proper place behind the spout or distributor.

The *modus operandi* of my invention is as follows: The cars, having the boxes B arranged as described in place upon them, are pushed along the track until each in succession comes under the distributing-spout of the excavator and is filled, the peat being leveled

off by a scraper until it is slightly higher than the top of the boxes. The car thus filled is then run under the press, which is brought down upon it sufficiently to compress the peat in the molds, the free water escaping through the wire mesh of which the molds are formed. On reaching the end of the track D the car is turned and run onto the track D¹, away from the cut; the boxes B are then removed from the car, (the key-box, or that part in last, being first taken out, thus allowing all the rest to be easily lifted off,) whence they are taken to the stages L, and there upturned, the bricks of peat contained in the molds being thus turned out upon the shelves, the beveling away of the top pieces B³ and the peculiar shape of the molds obviating any chance of the material sticking in them, or failing to be at once dislodged. The boxes thus emptied are then put back on the car, which passes to the end of the track D¹, and is run along the track D² to the tram D, to be again filled. By this means the operation is continuous, as while one car is discharging its contents a second will be under the press, a third in process of filling, and others being run along to be filled.

Before the boxes contained in the trollies are again brought under the distributor to be filled, I prefer to direct upon them a stream of water from a force-pump, worked by the engine of the excavator, so as to clean from them any particles of peat which may adhere thereto.

As soon as the excavator has worked the length of the track D, the whole of this, together with the tramways D¹ and D², turn-tables, &c., may be removed and shifted farther up to the new working ground, parallel to the line of the cut to be made by the excavator, these being, as before mentioned, in long lengths, and all being easily transported, thus following and keeping pace with the working of the excavator.

Having thus described the nature of my invention, what I claim is as follows:

1. The combination, with an apparatus for excavating, grinding, and pulping peat, of wire molds, carried on cars to receive said peat, a screw-press to force out the excess of water contained therein, and stages for drying the same, all substantially as herein set forth

2. The boxes B, divided into two or more compartments, and containing molds of wire-mesh for the reception of pulped peat, constructed and arranged substantially as shown and described.

3. In combination with the boxes B, carried in any suitable car, the screw or other press M, operating as and for the purposes set forth.

Montreal, 18th day of September, A. D. 1876.

DAVID AIKMAN.

Witnesses:

FRAS. HY. REYNOLDS,
HARLEY LAWRIE.